

NOTICE OF MEETING**ORDINARY COUNCIL**

Members of Council are advised that a meeting will be held in the Council Chambers 83 Mandurah Terrace, Mandurah and via eMeeting on:

Tuesday 25 August 2020 at 5.30pm

MARK R NEWMAN
Chief Executive Officer
13 August 2020

AGENDA

1. OPENING OF MEETING AND ANNOUNCEMENT OF VISITORS

2. ACKNOWLEDGEMENT OF COUNTRY

3. APOLOGIES

Leave of Absence
Councillor D Lee

Apology

4. IMPORTANT NOTE:

Members of the public are advised that any decisions made at the meeting tonight, can be revoked, pursuant to the *Local Government Act 1995*. Therefore, members of the public should not rely on any decisions until formal notification in writing by Council has been received.

5. ANSWERS TO QUESTIONS TAKEN ON NOTICE

6. PUBLIC QUESTION TIME

Public Question time provides an opportunity for members of the public to ask a question of Council. For more information regarding Public Question Time please visit the City's website www.mandurah.wa.gov.au or telephone 9550 3787.

7. ANNOUNCEMENTS

Modification to *Standing Orders Local Law 2016* - electronic attendance at meeting.

8. PUBLIC STATEMENT TIME

Any person or group wishing to make a Public Statement to Council regarding a matter concerning local government must complete an application form. For more information regarding Public Statement Time please visit the City's website www.mandurah.wa.gov.au or telephone 9550 3787.

9. LEAVE OF ABSENCE REQUESTS

10. PETITIONS**11. PRESENTATIONS****12. DEPUTATIONS**

Any person or group wishing to make a Deputation to Council regarding a matter listed on this agenda for consideration must complete an application form. For more information regarding making a deputation please visit the City's website www.mandurah.wa.gov.au or telephone 9550 3787.

13. CONFIRMATION OF MINUTES:

12.1 Ordinary Council Meeting: 28 July 2020

Minutes available via <https://www.mandurah.wa.gov.au/council/council-meetings/agendas-and-minutes>

14. ANNOUNCEMENTS BY THE PRESIDING MEMBER (WITHOUT DISCUSSION)**15. DECLARATIONS OF FINANCIAL, PROXIMITY AND IMPARTIALITY INTERESTS****16. QUESTIONS FROM ELECTED MEMBERS (WITHOUT DISCUSSION)**

16.1 Questions of which due notice has been given

16.2 Questions of which notice has not been given

17. BUSINESS LEFT OVER FROM PREVIOUS MEETING**18. REPORTS**

<i>Item</i>	<i>Page No</i>	
1	Finance Report July 2020	1 - 32 Absolute majority required
2	2021/2022 CSRFF Forward Planning Applications	33 – 38
3	Wellness Weekend 2022 - 2024	39 – 43
4	Mandurah Masters Golf Tournament 2021 – 2023	44 - 47

- 19. MOTIONS OF WHICH NOTICE HAS BEEN GIVEN**

- 20. NOTICE OF MOTIONS FOR CONSIDERATION AT THE FOLLOWING MEETING**

- 21. LATE AND URGENT BUSINESS ITEMS**

- 22. CONFIDENTIAL ITEMS**

- 23. CLOSE OF MEETING**



MINUTES OF COUNCIL MEETING

HELD ON

**TUESDAY 28 JULY 2020
AT 5.30PM**

in Council Chambers, 83 Mandurah Terrace Mandurah and via eMeeting

PRESENT:

MAYOR	R WILLIAMS	
COUNCILLOR	C KNIGHT	NORTH WARD
COUNCILLOR	P JACKSON	NORTH WARD
COUNCILLOR	A ZILANI	NORTH WARD
COUNCILLOR	L RODGERS [5.37pm]	EAST WARD
COUNCILLOR	D PEMBER	EAST WARD
COUNCILLOR	D LEE	EAST WARD
COUNCILLOR	M DARCY	COASTAL WARD
COUNCILLOR	J GREEN	COASTAL WARD
COUNCILLOR	C DI PRINZIO	COASTAL WARD
COUNCILLOR	D SCHUMACHER	TOWN WARD
COUNCILLOR	P ROGERS	TOWN WARD

MR	M NEWMAN	CHIEF EXECUTIVE OFFICER
MR	A CLAYDON	DIRECTOR WORKS AND SERVICES
MR	G DAVIES	DEPUTY CHIEF EXECUTIVE OFFICER
MRS	C MIHOVILOVICH	DIRECTOR CORPORATE SERVICES
MRS	L SLAYFORD	MINUTE OFFICER

OPENING OF MEETING AND ANNOUNCEMENT OF VISITORS [AGENDA ITEM 1]

At 5.31pm prior to commencement of this electronic meeting Elected Member connections by electronic means were tested and confirmed.

The Mayor declared the meeting open at 5.33pm welcoming the Mandurah Environmental Advisory Group representative, Murray Love, and new media representative from the Mandurah Mail to the meeting.

ACKNOWLEDGEMENT OF COUNTRY [AGENDA ITEM 2]

Mayor Williams acknowledged that the meeting was being held on the traditional land of the Bindjareb people, and paid his respect to their Elders past and present.

APOLOGIES [AGENDA ITEM 3]

Leave of Absence

Apologies

Councillor Matt Rogers

DISCLAIMER [AGENDA ITEM 4]

The Mayor advised that the purpose of this Council Meeting is to discuss and, where possible, make resolutions about items appearing on the agenda. Whilst Council has the power to resolve such items and may in fact, appear to have done so at the meeting, no person should rely on or act on the basis of such decision or on any advice or information provided by a Member or Officer, or on the content of any discussion occurring, during the course of the meeting. Persons should be aware that the provisions of the Local Government Act 1995 (Section 5.25(e)) and Council's Consolidated Local Laws (Section 4.86) establish procedures for revocation or rescission of a Council decision. No person should rely on the decisions made by Council until formal advice of the Council decision is received by that person.

The City of Mandurah expressly disclaims liability for any loss or damage suffered by any person as a result of relying on or acting on the basis of any resolution of Council, or any advice or information provided by a Member or Officer, or the content of any discussion occurring, during the course of the Council meeting.

ANSWERS TO QUESTIONS TAKEN ON NOTICE [AGENDA ITEM 5]

Nil.

PUBLIC QUESTION TIME [AGENDA ITEM 6]

Nil.

ANNOUNCEMENTS [AGENDA ITEM 7]**G.1/7/20 STANDING ORDERS LOCAL LAW 2016**

The Mayor advised the meeting that the *City of Mandurah Standing Orders Local Law 2016* will be modified to ensure Council Members and the public can participate in and follow the meeting as it progresses.

MOTION

Moved: Mayor R Williams
Seconded: Councillor P Jackson

That Council:

1. **Suspend the operation of the following provisions of the *City of Mandurah Standing Orders Local Law 2016* for the duration of this electronic meeting to ensure Council Members and the public can follow and participate in the meeting as it progresses:**
 - 1.1. **Standing Orders 3.3 Public Question Time and 3.4 Public Statement Time pertaining to public participation in meetings continues via electronic means only with public submissions received to be read aloud by the Presiding Member at the relevant agenda item.**
 - 1.2. **Standing Order 7.2 Members to occupy own seats whilst present in meeting room. Relevant only for Elected Members attending the Council Chambers.**
 - 1.3. **Agree under Standing Orders 8.1(1) and 12.2, that instead of requiring a show of hands, a vote will be conducted by exception with the Presiding Member calling for those Members against each motion. If no response is received the motion will be declared carried and minuted accordingly.**
 - 1.4. **Reiterate the requirement as per Standing Order 7.3 for Members to advise the Presiding Member when leaving or entering the meeting at any time.**

CARRIED: 11/0

PUBLIC STATEMENT TIME [AGENDA ITEM 8]

Nil.

LEAVE OF ABSENCE REQUESTS [AGENDA ITEM 9]

Nil.

PETITIONS [AGENDA ITEM 10]**G.2/7/20 MAYOR WILLIAMS: OFF ROAD VEHICLE AREA**

Mayor Williams submitted a petition to the meeting in relation to creation of an Off-Road Vehicle Area in the Mandurah/Murray vicinity. The petition was generated via Change.org and contained 1,642 signatures. The petition was presented to assist in supporting Council's decision in relation to this matter.

MOTION

Moved: Mayor R Williams
Seconded: Councillor A Zilani

That the petition for an Off-Road Vehicle Area within the Mandurah/Murray area be received to assist in supporting Council's decision in relation to this matter.

CARRIED: 11/0

5:37pm: Councillor Lynn Rodgers joined the meeting electronically

PRESENTATIONS [AGENDA ITEM 11]**G.3/7/20 CITY OF MANDURAH COMMUNITY DEVELOPMENT: ACCESS AND INCLUSION PLAN 2019 / 2020**

The City's Team Leader Community Sector Support and Community Development Officer (Access and Inclusion) delivered a visual presentation on the 2019 – 2020 achievements towards the City's Access and Inclusion Plan.

The presentation provided a brief overview of the achievements that the City has made over the last 12 months towards the outcome areas in the City's Access and Inclusion Plan. Information about the positive impact that these achievements have made on the lives of local people who have a disability, their family, friends and wider community was included.

DEPUTATIONS [AGENDA ITEM 12]

Nil.

CONFIRMATION OF MINUTES [AGENDA ITEM 13]**G.4/7/20 CONFIRMATION OF COUNCIL MINUTES: TUESDAY 23 JUNE 2020****MOTION**

Moved: Councillor A Zilani
Seconded: Councillor C Knight

That the Minutes of the Council Meeting held on Tuesday 23 June 2020 be confirmed.

CARRIED: 12/0

G.5/7/20 ANNOUNCEMENTS BY THE PRESIDING MEMBER [AGENDA ITEM 14]

At the invitation of the Mayor, Councillors updated the meeting on the following recent activities:

- Councillor Knight – 3 July 2020 Strategic Community Plan 2020-2040 launch.
- Councillor Pember – 20 July 2020 City of Mandurah brand launch.
- Councillor Lynn Rodgers 3 July 2020 Skate Park tour of site.
- Councillor Jackson 23 July 2020 Citizenship Ceremony.

G.6/7/20 DECLARATION OF INTERESTS [AGENDA ITEM 15]

Councillor Knight declared an indirect financial interest in Minute G.11/7/20 Report 3 Rates Concession 2020 / 2021 as she has a financial relationship with Peel Harvey Catchment Council as Chairperson. Councillor Knight will vacate the Chamber when the report is discussed and voted upon.

Councillor Knight further declared an impartiality interest in Minute G.11/7/20 Report 3 Rates Concession 2020 / 2021 through her association with Allambee Counselling. Councillor Knight will vacate the Chamber when the report is discussed and voted upon, due to the financial interest with Peel Harvey Catchment Council that was declared above.

Councillor Lynn Rodgers declared an impartiality interest in Minute G.11/7/20 Report 3 Rates Concession 2020 / 2021 as she holds a position on the Allambee Counselling Board. Councillor Lynn Rodgers will remain in the Chamber and consider the report on its merits and vote accordingly.

Councillor Zilani declared an impartiality interest in Minute G.14/7/20 Report 6 Appointment of Youth Advisory Group as a family member is a nominee for appointment to the advisory group. Councillor Zilani will vacate the Chamber when the report is discussed and voted upon.

QUESTIONS FROM ELECTED MEMBERS [AGENDA ITEM 16]

Questions of which due notice has been given

G.7/7/20 COUNCILLOR PETER ROGERS: REGULATION OF CONSUMER FOOD SAFETY BY LOCAL GOVERNMENT

Councillor Rogers referred to the Western Australian Auditor General's Report on Regulation of Consumer Food Safety by Local Government Entities released 30 June 2020 highlighting shortcomings in the compliance activities audited local governments used to regulate food safety in businesses.

It noted many inspections were overdue, recordkeeping was poor, and follow-up and enforcement of compliance with food safety standards was not always consistent or completed. These shortcomings may lead to unsafe food practices going undetected or left unaddressed.

Could the City of Mandurah detail how its current inspection and enforcement processes support an effective risk-based approach for regulating food businesses?

Response:

The Director Corporate Services advised there will be a report presented to the Audit and Risk Committee in September in relation to this matter. This is consistent with the approach the City is taking with performance audits undertaken by the Office of the Auditor General whereby the City ensures all performance audits are reported to the Audit and Risk Committee. Officers will review the findings and recommendations and will outline the City's current practices and any improvements that will be implemented. Once the Audit and Risk consider the officers report, it will go to Council for noting.

Questions of which notice has not been given

Nil.

BUSINESS LEFT OVER FROM PREVIOUS MEETING [AGENDA ITEM 17]

Nil.

5.59pm: At this juncture in the meeting Mayor Williams checked with each attendee and confirmed that all attendees remained connected and in attendance at the electronic meeting.

RECOMMENDATIONS OF COMMITTEES [AGENDA ITEM 18]

NOTE: Council adopted en bloc (moved by Councillor Knight and seconded by Councillor Pember), the recommendation of the Executive Committee meeting of Tuesday 21 July 2020.

G.8/7/20 CHIEF EXECUTIVE OFFICER: ANNUAL REVIEW (EX.2/7/20)

Summary

Each year Council is required to undertake a review of the performance of the Chief Executive Officer. The procedure for conducting the review was revised and endorsed by Council in April 2015.

Proposals were sent to five consultants with two proposals being received from consultants to assist with the review. Council is requested to choose a consultant to undertake the review of the Chief Executive Officer's performance for 2019/20.

Committee Report Recommendation

That the Executive Committee recommends to Council to engage _____ to assist in conducting the Chief Executive Officer Annual Review for the 2019/2020 financial year.

Council Resolution**MOTION**

Moved: Councillor C Knight
Seconded: Councillor D Pember

That Council engages Price Consulting Group Pty Ltd to assist in conducting the Chief Executive Officer Annual Review for the 2019/2020 financial year.

CARRIED: 12/0
(This item was adopted en bloc)

REPORTS [AGENDA ITEM 19]**G.9/7/20 2020 WALGA ANNUAL GENERAL MEETING NOMINATION OF DELEGATES (REPORT 1)**Summary

The Western Australian Local Government Association (WALGA) will hold its 2020 Annual General Meeting at Crown Perth, on Friday 25 September 2020. WALGA has requested Council to nominate two voting delegates to the AGM and two Proxy Voting Delegates.

Voting delegates may be either Elected Members or officers. Delegates must be registered with WALGA to be eligible to attend and represent their respective Councils. Proxy voting is available for councils that are unable to be represented by two delegates.

Notice of the Annual General Meeting, Procedural Information and Submission of Motions has been received however WALGA has not yet released the agenda for the AGM. Once this has been done, the agenda will be forwarded to Elected Members. It is important that the Elected Members representing Council as voting delegates are given some authority in relation to Executive and Member motions that are put forward to the meeting.

Council is requested to approve the nominations of its Peel Zone delegates Mayor Rhys Williams and Cr Caroline Knight to attend the 2020 WALGA AGM on Friday 25 September 2020 and also is requested to appoint two Elected Members as Proxy Voting Delegates should either Voting Delegate be unable to attend.

Officer Recommendation

That Council appoint:

- 1 Peel Zone delegates Mayor Rhys Williams and Councillor Caroline Knight as the City of Mandurah voting delegates to the 2020 Western Australian Local Government Association Annual General Meeting, to be held at Crown Perth on Friday 25 September 2020.
- 2 Two Elected Members as Proxy Voting Delegates should either Voting Delegate be unable to attend.

Councillor _____

Councillor _____

Mayor Williams called for nominations to the positions of Proxy Voting Delegates, two nominations were received from Councillors J Green and Peter Rogers.

Council Resolution

MOTION

Moved: Councillor D Pember
Seconded: Councillor D Schumacher

That Council appoint:

- 1 Peel Zone delegates Mayor Rhys Williams and Councillor Caroline Knight as the City of Mandurah voting delegates to the 2020 Western Australian Local Government Association Annual General Meeting, to be held at Crown Perth on Friday 25 September 2020.**
- 2 Two Elected Members as Proxy Voting Delegates should either Voting Delegate be unable to attend being: Councillor Jenny Green; and Councillor Peter Rogers.**

CARRIED: 12/0

G.10/7/20 FINANCIAL REPORT JUNE 2020 (REPORT 2)

Summary

The Financial Report for June 2020 together with associated commentaries, notes on investments, balance sheet information and the schedule of accounts are presented for Elected Members' consideration.

Officer Recommendation

That Council:

- 1 Receives the Financial Report for June 2020 as detailed in Attachment 2.1 of the report.
- 2 Receives the Schedule of Accounts for the following amounts as detailed in Attachment 2.2 of the report:

Total Municipal Fund	\$ 6,706,388.51
Total Trust Fund	\$ 998,052.40
	\$ 7,704,340.91
- 3 Approves the increase of capital revenue of \$2,000* for the 2019/20 capital project Mandurah Croquet Club Shade Structures.
- 4 Approves the transfer of \$24,917* from Bonds & Deposits lodged with Council to be held in the Asset Management Reserve for future use.
- 5 Approves the transfer of \$886,618* from Cash in Lieu of Public Open Space to be held in the Asset Management Reserve for future use.

- 6 Approves the transfer to unspent grant reserve of \$13,456* for unspent funds in the Cub Connect Program in 2019/20. Approves increase in operating expenditure in 2020/21 of \$13,456* for recreational services club connect program to be funded from the unspent grant reserve.
- 7 Approves the following budget variations for 2020/21 annual budget:
- 7.1 Unbudgeted operating expenditure of \$150,000* for the development of a business case for the proposed redevelopment of the City Centre precinct.
- To be funded from a decrease in capital expenditure project Restart Mandurah – Other. Which is the balance of the funds available for the Restart Mandurah Program.
- 7.2 Increase in operating expenditure of \$100,000* for the community grants program and increase the maximum grant amount from \$3,000 to \$5,000.
- To be funded from a decrease in capital expenditure project Restart Mandurah – Other. Which is the balance of the funds available for the Restart Mandurah Program.
- 7.3 Reallocate \$100,000 to be transferred into the Unspent Grants & Contributions Reserve for the 2021/22 community grants program to increase the total funding to \$200,000 and increase the maximum grant amount from \$3,000 to \$5,000.
- To be funded from a decrease in capital expenditure project Restart Mandurah – Other. Which is the balance of the funds available for the Restart Mandurah Program.
- 7.4 Unbudgeted capital expenditure in 2020/21 of \$61,234* for the below 2019/20 projects to be carried over to 2020/21. To be funded from 2019/20 carried forward surplus.
- Parks: Eastern Foreshore Softfall Renewal \$9,091*
 - Parks: Mogum Reserve Softfall Renewal \$23,400*
 - Parks: Kerosene Tank Bunding \$6,071*
 - Roads: SP Cox Bay \$22,672*
- 7.5 Unbudgeted operating expenditure in 2020/21 of \$52,859* for Water Sensitive Urban Design (WSUD) Prioritisation Project. To be funded from 2019/20 carried forward surplus.
- 7.6 Increase in operating expenditure in 2020/21 of \$22,250* for continuation of website development project and \$19,500* for completion of dual naming signage project. To be funded from 2019/20 carried forward surplus.
- 7.7 Unbudgeted expenditure of \$318,600* for bushfire mitigation activities which are to be funded through an additional operating grant of \$318,600* from DFES.

Council Resolution

MOTION

Moved: Councillor Peter Rogers

Seconded: Councillor A Zilani

That Council:

- 1 Receives the Financial Report for June 2020 as detailed in Attachment 2.1 of the report.
- 2 Receives the Schedule of Accounts for the following amounts as detailed in Attachment 2.2 of the report:

Total Municipal Fund	\$ 6,706,388.51
Total Trust Fund	<u>\$ 998,052.40</u>
	<u>\$ 7,704,340.91</u>
- 3 Approves the increase of capital revenue of \$2,000* for the 2019/20 capital project Mandurah Croquet Club Shade Structures.
- 4 Approves the transfer of \$24,917* from Bonds & Deposits lodged with Council to be held in the Asset Management Reserve for future use.
- 5 Approves the transfer of \$886,618* from Cash in Lieu of Public Open Space to be held in the Asset Management Reserve for future use.
- 6 Approves the transfer to unspent grant reserve of \$13,456* for unspent funds in the Cub Connect Program in 2019/20. Approves increase in operating expenditure in 2020/21 of \$13,456* for recreational services club connect program to be funded from the unspent grant reserve.
- 7 Approves the following budget variations for 2020/21 annual budget:
 - 7.1 Unbudgeted operating expenditure of \$150,000* for the development of a business case for the proposed redevelopment of the City Centre precinct.
 - To be funded from a decrease in capital expenditure project Restart Mandurah – Other. Which is the balance of the funds available for the Restart Mandurah Program.
 - 7.2 Increase in operating expenditure of \$100,000* for the community grants program and increase the maximum grant amount from \$3,000 to \$5,000.
 - To be funded from a decrease in capital expenditure project Restart Mandurah – Other. Which is the balance of the funds available for the Restart Mandurah Program.
 - 7.3 Reallocate \$100,000 to be transferred into the Unspent Grants & Contributions Reserve for the 2021/22 community grants program to increase the total funding to \$200,000 and increase the maximum grant amount from \$3,000 to \$5,000.
 - To be funded from a decrease in capital expenditure project Restart Mandurah – Other. Which is the balance of the funds available for the Restart Mandurah Program.
 - 7.4 Unbudgeted capital expenditure in 2020/21 of \$61,234* for the below 2019/20 projects to be carried over to 2020/21. To be funded from 2019/20 carried forward surplus.
 - Parks: Eastern Foreshore Softfall Renewal \$9,091*
 - Parks: Mogum Reserve Softfall Renewal \$23,400*
 - Parks: Kerosene Tank Bunding \$6,071*

- **Roads: SP Cox Bay** **\$22,672***
- 7.5 Unbudgeted operating expenditure in 2020/21 of \$52,859* for Water Sensitive Urban Design (WSUD) Prioritisation Project. To be funded from 2019/20 carried forward surplus.**
- 7.6 Increase in operating expenditure in 2020/21 of \$22,250* for continuation of website development project and \$19,500* for completion of dual naming signage project. To be funded from 2019/20 carried forward surplus.**
- 7.7 Unbudgeted expenditure of \$318,600* for bushfire mitigation activities which are to be funded through an additional operating grant of \$318,600* from DFES.**

CARRIED WITH ABSOLUTE MAJORITY: 12/0

Having declared a financial and impartiality interest in the following item Councillor Knight vacated the Chamber at 6.12pm.

Having declared an impartiality interest in the following item, Councillor Lynn Rodgers remained in the Chamber and considered the item on its merits and voted accordingly.

G.11/7/20 RATES CONCESSION 2020 / 2021 (REPORT 3)

Summary

Council adopted in the annual budget for 2020/2021 an amount of \$80,000 for rates concessions. These concessions have been in place in previous budgets and Council is requested to again adopt a concession for the following properties:

- 91 Allnutt Street, Mandurah
- 95A Park Road, Mandurah
- 58 Sutton Street Mandurah
- Units 9 to 18 7 Village Mews Wannanup

The City own 95A Park Road and 58 Sutton Street and lease the land and premises to not for profit organisations (lessees). In the current lease agreements, it states that the lessees are responsible for the payment of local government rates. It is recommended that Council authorise the Chief Executive Officer to execute the variation to the lease agreement to remove this obligation on the lessee and make the lessor (City) responsible for the payment of local government rates. The lessee will remain responsible for any rubbish charges and payment of Emergency Services Levy (State Government charge).

Officer Recommendation

That Council:

- 1 Grants a partial rates concession to the landowner of 91 Allnutt Street, Mandurah of \$60,162.88.

- 2 Grants a 100% rates concession to the landowner of 95A Park Road, Mandurah of \$4,031.39.
- 3 Grants a 100% rates concession to the landowner of 58 Sutton Street, Mandurah of \$4,176.55.
- 4 Grants a 25% rates concession to the landowners of Units 9 to 18, 7 Village Mews, Wannanup totalling \$150.28.
- 5 Authorise the Chief Executive Officer to make variations to the Lions Club of Mandurah for 95A Park Road, Mandurah and Peel Harvey Catchment Council for 58 Sutton Street, Mandurah to remove that the lessee is required to pay local government rates.
- 6 Requests that the CEO write to the landowners of Units 9 to 18, 7 Village Mews, Wannanup informing them of the removal of the 25% concession from the 2021/2022 year.

Council Resolution

MOTION

Moved: Councillor D Schumacher

Seconded: Councillor Lynn Rodgers

That Council:

- 1 Grants a partial rates concession to the landowner of 91 Allnutt Street, Mandurah of \$60,162.88.**
- 2 Grants a 100% rates concession to the landowner of 95A Park Road, Mandurah of \$4,031.39.**
- 3 Grants a 100% rates concession to the landowner of 58 Sutton Street, Mandurah of \$4,176.55.**
- 4 Grants a 25% rates concession to the landowners of Units 9 to 18, 7 Village Mews, Wannanup totalling \$150.28.**
- 5 Authorise the Chief Executive Officer to make variations to the Lions Club of Mandurah for 95A Park Road, Mandurah and Peel Harvey Catchment Council for 58 Sutton Street, Mandurah to remove that the lessee is required to pay local government rates.**
- 6 Requests that the CEO write to the landowners of Units 9 to 18, 7 Village Mews, Wannanup informing them of the removal of the 25% concession from the 2021/2022 year.**

CARRIED WITH ABSOLUTE MAJORITY: 11/0

Councillor Knight returned to the Chamber at 6.20pm.

**G.12/7/20 AUDIT AND RISK COMMITTEE MEETING DATES FOR 2020 AND
APPOINTMENT OF ELECTED MEMBERS TO THE RESTART
MANDURAH COMMUNITY FUND (REPORT 4)**

Summary

In accordance with section 5.25(1)(g) of the *Local Government Act 1995* (the Act) and regulation 12(1) of the *Local Government (Administration) Regulations 1996*, Council is required to resolve to advertise each year the days and times when Ordinary Council and Committee meetings will be held.

Elected Members have recently requested that the Ordinary Council Meeting agenda be circulated eight business days prior to the Ordinary Council meetings. This will enable Elected Members and the community with additional time to consider the report items. Whilst section 5.5 of the Act requires the meeting agendas to be circulated 72 hours prior to the meeting, circulating the agenda earlier may enable greater community participation.

To enable this to proceed the dates established for the Audit and Risk Committee must now be amended. Council is requested to endorse the Audit and Risk Committee meeting dates for the remainder of 2020 and advertise via local public notice and the City's noticeboards and website.

Post the 2019 Local Government Election, Council resolved to appoint Elected Members to advisory groups, external agencies, working groups and panels. The appointment to the Community Assistance Grants Scheme panel was not included due to the review of the Grants, Sponsorships and Donations Council policies, which is expected to be finalised in October 2020. Due to timing and importance of these grants in the community, it is recommended that Council appoint Elected Members to the Restart Mandurah Community Grants Fund using the criteria that has been established for the Community Assistance Grants Scheme.

Officer Recommendation

That Council:

1. Approve the following Audit and Risk Committee Meeting dates commencing at 5:30pm, to be held in the Council Chambers, and advertise via local public notice:

Meeting	Date
Audit and Risk Committee	8 September 2020
Audit and Risk Committee	1 December 2020

2. Approve the following Elected Members to the Restart Mandurah Community Grants Fund Panel:

Councillor _____
Councillor _____
Councillor _____
Councillor _____

Mayor Williams called for nominations for positions on the Restart Mandurah Community Grants Fund Panel. Nominations were received from Councillors A Zilani, Lynn Rodgers, D Schumacher and P Jackson.

Council Resolution**MOTION****Moved: Councillor Peter Rogers****Seconded: Councillor A Zilani****That Council:**

1. **Approve the following Audit and Risk Committee Meeting dates commencing at 5:30pm, to be held in the Council Chambers, and advertise via local public notice:**

Meeting	Date
Audit and Risk Committee	8 September 2020
Audit and Risk Committee	1 December 2020

2. **Approve the following Elected Members to the Restart Mandurah Community Grants Fund Panel:**
Councillor Ahmed Zilani
Councillor Lynn Rodgers
Councillor Dave Schumacher
Councillor Peter Jackson

CARRIED: 12/0

**G.13/7/20 COASTAL HAZARD RISK MANAGEMENT ADAPTATION PLAN:
 PROGRESS UPDATE (REPORT 5)**

Summary

A report on the progress of the Coastal Hazard Risk Management Adaptation Plan (CHRMAP) was submitted to Council for consideration at its meeting held on 26 May 2020.

The recommendation was:

That Council:

1. Acknowledges the significance of the Coastal Hazard Risk Management Adaptation Planning (CHRMAP) process given the vulnerability of Mandurah's coastline.
2. Given the significance of this work, and its importance to our community, request that the City:
 - 2.1. Consults with the Peron Naturaliste Partnership to enhance the CHRMAP community and stakeholder engagement plan;
 - 2.2. Appoints an Elected Member to chair the project steering committee;
 - 2.3. Holds an Elected Member workshop prior to finalising the community and stakeholder engagement plan;
 - 2.4. Engages with all relevant areas of the City, including environment and Works and Services, in the CHRMAP process.

3. Requests the City brings a subsequent report to Council for consideration at the July 2020 Council meeting.

Council is requested to receive this report, noting that it is an interim report and support the next stages of the project framework development.

Officer Recommendation

That Council:

1. Appoint _____ as the Elected Member representative to the Coastal Hazard Risk Management Adaptation Planning Steering Committee with the role of Chairperson.
- 2.
3. Endorse the Community and Stakeholder Engagement Plan as detailed in Attachment 5.3.
4. Acknowledge that the cost of any actions derived from the implementation of the adaptation plan have been noted in the Long-Term Financial Plan but have not been costed as yet.

Mayor Williams called for nominations as the Elected Member representative to the Coastal Hazard Risk Management Adaptation Planning Steering Committee. One nomination was received from Councillor C Knight.

Council Resolution

MOTION

Moved: Councillor M Darcy
Seconded: Councillor Lynn Rodgers

That Council:

1. **Appoint Councillor Caroline Knight as the Elected Member representative to the Coastal Hazard Risk Management Adaptation Planning Steering Committee with the role of Chairperson.**
2. **Endorse the Community and Stakeholder Engagement Plan as detailed in Attachment 5.3.**
3. **Acknowledge that the cost of any actions derived from the implementation of the adaptation plan have been noted in the Long-Term Financial Plan but have not been costed as yet.**

CARRIED: 12/0

Having declared an impartiality interest in the following item Councillor Zilani vacated the Chamber at 6.27pm.

G.14/7/20 APPOINTMENT OF YOUTH ADVISORY GROUP (REPORT 6)Summary

The purpose of the Youth Advisory Group (YAG) is to have a formal procedure for the City to consult youth aged 15-24 years and provide opportunities to empower them to be involved in their community and be passionate about the place they live.

Following the completion of an 'expression of interest' process, a panel was established to review applications against agreed criteria and 13 youth have been recommended by the panel, for appointment to the City's newly established YAG. It is recommended that Council approve the nominated young people to the inaugural City of Mandurah YAG for an initial period expiring October 2021. It is also recommended Council approve the appointment of a peer elected chair and develop a 'terms of reference', to be presented to Council for finalisation.

Officer Recommendation

That Council:

1. Appoints applicants to the Youth Advisory Group as outlined in the Confidential Attachment.
2. Supports that the Chair of the Youth Advisory Group, be nominated and elected by the members of the Youth Advisory Group, for an initial period of eight months.
3. Notes that the Terms of Reference will be co-developed and with the newly appointed Youth Advisory Group and presented to Council for finalisation.

Council Resolution**MOTION**

Moved: Councillor Peter Rogers

Seconded: Councillor P Jackson

That Council:

1. Appoints applicants to the Youth Advisory Group as outlined in the Confidential Attachment.
2. Supports that the Chair of the Youth Advisory Group, be nominated and elected by the members of the Youth Advisory Group, for an initial period of eight months.
3. Notes that the Terms of Reference will be co-developed and with the newly appointed Youth Advisory Group and presented to Council for finalisation.

Amendment**MOTION**

Moved: Councillor D Pember

Seconded: Councillor P Jackson

That Council amend resolution point two of the Officers Recommendation to be:

2. Supports that the Chair of the Youth Advisory Group be rotated on a four monthly basis.

CARRIED: 11/0

Substantive Motion

That Council:

1. **Appoints applicants to the Youth Advisory Group as outlined in the Confidential Attachment.**
2. **Supports that the Chair of the Youth Advisory Group be rotated on a four monthly basis.**
3. **Notes that the Terms of Reference will be co-developed and with the newly appointed Youth Advisory Group and presented to Council for finalisation.**

CARRIED: 11/0

Comment: Rotating the chair provides development and leadership opportunities for members of the Youth Advisory Group.

Councillor Zilani returned to the Chamber at 6.37pm.

G.15/7/20 HOMELESSNESS AND VULNERABLE COMMUNITY SUPPORT (REPORT 7)

Summary

The City of Mandurah has taken a strategic approach to working with all aspects of its local community in addressing homelessness and street presence. On the 17 March 2020, the City of Mandurah along with partnering local governments (led by the City of Perth) participated in a rough sleeper count. The Homelessness Network, led by City officers and volunteers counted 84 individuals in 45 data entry locations, living rough. This data was higher than anticipated and does not include a number of people who may be experiencing housing stress, 'couch surfing' or are transient.

In a response to the growing need, this report provides an update on the City's progress to date, outlines some key achievements, imminent projects and seeks support for recommended advocacy. Council support is also sought to undertake a review of City owned community use land, as identified in the City's Social Infrastructure Plan and Property Strategy, to identify potential collaborative affordable housing or accommodation initiatives.

Comment

In its early and direct response to homelessness and street presence, the City delivered the following key actions, establishing;

1. A functional core project team group (City, Police, Department of Communities and five non-government organisational agencies), and established four supporting reference groups. The ongoing focus is consideration of Council's endorsed focus areas, providing scrutiny and guiding operational delivery. These are not solely City led, however via the City's Community Capacity Building Team, they are facilitated and provide strategic support broadly.
2. A Homelessness and Street Present Network Group, the group is functioning well has over 60 agencies represented. This group meets less regularly and is supported strategically by the project team. A result of this work is a Draft Mandurah Three Year Homelessness Strategy that has been developed to help guide the priorities of the network and enhance Mandurah's position in relation to attraction of ongoing funding.
3. A multi-agency street present intervention team that review the individual circumstances of the local street present people.
4. The ongoing support of the Refresh Homeless Shower Service, delivered by West Aus Crisis.
5. A daytime security patrol service that works collaboratively with street present people, Rangers and Police, providing essential ground level information about the history and circumstances of street present people.
6. During the months of April/May in response to Covid-19 the City facilitated the delivery of over 14 tonnes of food to the community, with use of City facilities and staffing.

Officer Recommendation

That Council:

1. Notes the City's achievements over the last 18 months and the remaining 2020 project updates, that support and respond to homelessness and street presence in Mandurah.
2. Acknowledges that a Homelessness and Street Present Network Group, Core Project Team and Multi-Agency Intervention Team have been established and are operating, as directed by Council.
3. Receives the 'street present data' collected at the March 2020 interagency street count, as a guide for future planning and advocacy.
4. Notes that during the April-May COVID-19 pandemic, the City partnered to deliver 14 tonnes of food to support vulnerable communities and acknowledges all staff and volunteers who contributed.
5. Notes the Street Present Assertive Outreach Program has received in-kind support from the Minister for Police via Western Australian Police Force to reallocate \$350,000 and this is being further progressed.
6. Directs the Chief Executive Officer to write to the State Government, Department of Communities;
 - 6.1 Seeking an urgent update on the \$34.5million Housing First Model and advocating for an allocation commensurate to need, within the Mandurah locality.
 - 6.2 Advocating support for a 'Common Ground' housing model, located in the Perth southern corridor (Mandurah, Rockingham and Kwinana).
7. Directs the Chief Executive Officer to undertake a review of City owned community use land and crown land, as identified in the Social Infrastructure Plan and Property Strategy, in consultation with the State Government and affordable

housing sector to identify potential collaborative affordable housing or accommodation initiatives. That findings are presented to Council for further consideration.

Mayor Williams moved an amended resolution which was seconded by Councillor Lynn Rodgers.

Amended Council Resolution

MOTION

Moved: Mayor R Williams

Seconded: Councillor Lynn Rodgers

That Council:

1. **Notes the City's achievements over the last 18 months and the remaining 2020 project updates, that support and respond to homelessness and street presence in Mandurah.**
2. **Acknowledges that a Homelessness and Street Present Network Group, Core Project Team and Multi-Agency Intervention Team have been established and are operating, as directed by Council.**
3. **Receives the 'street present data' collected at the March 2020 interagency street count, as a guide for future planning and advocacy.**
4. **Notes that during the April-May COVID-19 pandemic, the City partnered to deliver 14 tonnes of food to support vulnerable communities and acknowledges all staff and volunteers who contributed.**
5. **Notes the Street Present Assertive Outreach Program has received in-kind support from the Minister for Police via Western Australian Police Force to reallocate \$350,000 and this is being further progressed.**
6. **Directs the Chief Executive Officer to write to the State Government, Department of Communities;**
 - 6.1 **Seeking an urgent update on the \$34.5million Housing First Model and advocating for an allocation commensurate to need, within the Mandurah locality.**
 - 6.2 **Advocating support for a 'Common Ground' housing model, located in Mandurah.**
7. **Directs the Chief Executive Officer to undertake a review of City owned community use land and crown land, as identified in the Social Infrastructure Plan and Property Strategy, in consultation with the State Government and affordable housing sector to identify potential collaborative affordable housing or accommodation initiatives. That findings are presented to Council for further consideration.**

CARRIED: 12/0

Comment: In accordance with the strategic approach to working with all aspects of its local community and State Government in addressing homelessness and street presence, the Council wishes to advocate for the common ground housing model to be located in Mandurah rather than the Southern Corridor, as per the report resolution point 6.2.

G.16/7/20 PROPOSED COMMERCIAL VEHICLE PARKING 8 COPPERFIELD CLOSE, GREENFIELDS (REPORT 8)Summary

Council is requested to consider a development application for Commercial Vehicle Parking at a residential property at No. 8 Copperfield Close, Greenfields. The lot is zoned 'Residential' under Town Planning Scheme No. 3 (Scheme 3) and has an area of 2679 square metres.

The applicant is seeking a retrospective approval for two commercial vehicles to be parked on the property, with no restriction on when the vehicles can be brought to and from the site.

As part of the assessment process, the City has consulted with surrounding landowners and received five submissions with one in support, one impartial and three objecting. The concerns raised within the submissions generally relate to impacts of noise, safety, hours and visual amenity. Officers consider that restricting the hours of use (i.e. restricting the times the vehicles are not to be taken from or brought to the lots) between 10.00pm to 6:30am is essential in providing some amenity to the residential nature of the surrounding properties and recommend that this be a condition of approval

It is recommended that Council approve the development application for Commercial Vehicle Parking, subject to conditions.

Officer Recommendation

That in accordance with Clause 68(2) of Schedule 2 of the *Planning and Development (Local Planning Schemes) Regulations 2015 (Deemed Provisions for Local Planning Schemes)*, Council grant development approval for proposed Commercial Vehicle Parking at 8 Copperfield Close, Greenfields (DA9327) subject to the following conditions:

1. The commercial vehicles shall not be taken from or brought to the site between the hours of 10:00pm and 6:30am.
2. No mechanical work or vehicle servicing is permitted on the subject site.
3. In accordance with Clause 5.17.3 of the City of Mandurah's Town Planning Scheme No. 3, this approval;
 - (a) is granted to the Shane Woods, to whom it is issued;
 - (b) relates to two vehicles (License plates '076 BFS' and '1GFF 931');
 - (c) is not transferable to any other persons and does not run with the land in respect of which it is granted.

Advice Notes:

1. In accordance with Clause 5.17.4 of Town Planning Scheme 3, should this Commercial Vehicle cause nuisance or annoyance to neighbours, or owners or occupiers of land in the neighbourhood, the City of Mandurah may:
 - (a) require practices to be altered, or
 - (b) rescind the approval, and require the vehicle be relocated to a more suitable area within three months.

2. The owner is advised that parking of a commercial vehicle is not permitted at any time on the verge, in accordance with the *Parking and Parking Facilities Local Law 2015*.

Council Resolution

MOTION

Moved: Councillor A Zilani

Seconded: Councillor J Green

That in accordance with Clause 68(2) of Schedule 2 of the *Planning and Development (Local Planning Schemes) Regulations 2015 (Deemed Provisions for Local Planning Schemes)*, Council grant development approval for proposed Commercial Vehicle Parking at 8 Copperfield Close, Greenfields (DA9327) subject to the following conditions:

1. **The commercial vehicles shall not be taken from or brought to the site between the hours of 10:00pm and 6:30am.**
2. **No mechanical work or vehicle servicing is permitted on the subject site.**
3. **In accordance with Clause 5.17.3 of the City of Mandurah's Town Planning Scheme No. 3, this approval;**
 - (a) **is granted to the Shane Woods, to whom it is issued;**
 - (b) **relates to two vehicles (License plates '076 BFS' and '1GFF 931');**
 - (c) **is not transferable to any other persons and does not run with the land in respect of which it is granted.**

Advice Notes:

1. **In accordance with Clause 5.17.4 of Town Planning Scheme 3, should this Commercial Vehicle cause nuisance or annoyance to neighbours, or owners or occupiers of land in the neighbourhood, the City of Mandurah may:**
 - (a) **require practices to be altered, or**
 - (b) **rescind the approval, and require the vehicle be relocated to a more suitable area within three months.**
2. **The owner is advised that parking of a commercial vehicle is not permitted at any time on the verge, in accordance with the *Parking and Parking Facilities Local Law 2015*.**

CARRIED: 8/4

FOR: Mayor Williams, Councillors C Knight, P Jackson, A Zilani, D Schumacher, C Di Prinzio, D Pember, Peter Rogers

AGAINST: Councillors M Darcy, Lynn Rodgers, J Green and D Lee.

G.17/7/20 ACCESS AND INCLUSION PLAN 19/20 PROGRESS REPORT (REPORT 9)Summary

The Disability Services Act 1993 (WA) requires all local government and selected state government agencies to develop and implement a Disability Access and Inclusion Plan. The City's current Access and Inclusion Plan (AIP) 2015-2020 will expire in December 2020. A project team is working with the City's Access and Inclusion Advisory Group and the community to develop a new five-year plan to commence at the beginning of 2021. This will be the City's fourth AIP and due to COVID-19 the State Government's Department of Communities has confirmed that the City may have an extension until February 2021 for completion of the new AIP. The community engagement phase for the City's new plan will commence August 2020.

Key projects for the 2019/20 period of the City's current AIP are included in the report and demonstrate a strong commitment to engaging with the community, whilst aligning with the seven outcome areas of the Plan. The City has delivered a number of projects over the 2019/20 period, as follows;

- Socially Inclusive Communities Western Australia (SICWA) partnership project with Inclusion Solutions.
- Beach accessibility upgrades and awareness raising initiatives.
- Parks and reserve upgrades and redevelopments, including various universal design elements and broader engagement with people with disability.
- Community capacity building opportunities delivered in Mandurah by Leadership WA and Carers WA.
- Culture change across the organisation (City of Mandurah) demonstrating a shift to including access and inclusion as an integral component of all City work.
- Strengthened networks and relationships between the City and the local disability and community sectors.
- Increase in engagement between a variety of business units across the City with the Access and Inclusion Advisory Group (AIAG) seeking input on City-wide projects.
- Greater opportunities to share relevant and timely information with people with disability, carers and support organisations through Inclusive Mandurah, the Mandurah, Kwinana Access and Inclusion Network and the City of Mandurah Community Sector Hub Facebook page.

It is recommended that Council acknowledge the progress and achievements during 2019/20 in the delivery of the City's AIP, associated progress report and note the community engagement commencement for development of the City's 2020-2025 AIP.

Officer Recommendation

That Council:

1. Acknowledges the progress and achievements during 2019/2020 in the delivery of the City of Mandurah's Access and Inclusion Plan 2015 - 2020 and the continued work of the Access and Inclusion Advisory Group.
2. Approves the Access and Inclusion Plan Progress Report 2019/20 for submitting to the State Government's Department of Communities.
3. Notes the planning and development update for the City's Access and Inclusion Plan 2020 – 2025, including community engagement commencing in August 2020.

Council Resolution**MOTION****Moved:** Councillor Lynn Rodgers**Seconded:** Councillor Peter Rogers**That Council:**

1. **Acknowledges the progress and achievements during 2019/2020 in the delivery of the City of Mandurah's Access and Inclusion Plan 2015 - 2020 and the continued work of the Access and Inclusion Advisory Group.**
2. **Approves the Access and Inclusion Plan Progress Report 2019/20 for submitting to the State Government's Department of Communities.**
3. **Notes the planning and development update for the City's Access and Inclusion Plan 2020 – 2025, including community engagement commencing in August 2020.**

CARRIED: 12/0

G.18/7/20 RETAIL TRADING HOURS CHRISTMAS 2020 (REPORT 10)Summary

Retail trading hours for Mandurah are currently in accordance with the *Retail Trading Hours (City of Mandurah) Variation Order (No2) 2013*.

In previous years, Council routinely applied for a short-term adjustment of extended retail trading hours over the Christmas period, a combination of hours currently permitted under the variation order and additional late night and Sunday trade during the pre-Christmas period.

Due to the economic impacts from COVID-19 pandemic has had on our local economy, Council is therefore requested to adopt extended Christmas trading hours for 2020 similar to those of 2019.

Officer Recommendation

That Council authorises officers to apply to the Department of Mines, Industry Regulations and Safety for a short-term adjustment to extended Christmas trading hours for:

- Sunday 13 and 20 December 2020, 8.00am – 6.00pm
- Monday 14, Tuesday 15, Wednesday 16, Friday 18, Monday 21, Tuesday 22, Wednesday 23 December 2020, 8.00am – 9.00pm
- Saturday 26 December 2020, 8.00am – 6.00pm
- Friday 1 January 2021, 8.00am – 5.00pm

Council Resolution**MOTION****Moved:** Councillor D Pember**Seconded:** Councillor Peter Rogers

That Council authorises officers to apply to the Department of Mines, Industry Regulations and Safety for a short-term adjustment to extended Christmas trading hours for:

- **Sunday 13 and 20 December 2020, 8.00am – 6.00pm**
- **Monday 14, Tuesday 15, Wednesday 16, Friday 18, Monday 21, Tuesday 22, Wednesday 23 December 2020, 8.00am – 9.00pm**
- **Saturday 26 December 2020, 8.00am – 6.00pm**
- **Friday 1 January 2021, 8.00am – 5.00pm**

CARRIED: 12/0

G.19/7/20 BEACH PATROL SERVICE: OVERVIEW SEASON ONE 2020 (REPORT 11)

Summary

At the Ordinary Council Meeting on 17 December 2019, Council accepted the tender submission from Surf Life Saving Western Australia Incorporated for the provision of Beach Patrol Services with additional options for jet-ski/inflatable rescue boat (IRB) and complementary beach patrols services as required. The provision of the required services was for a trial period of three years, with the first season commencing on 20 January 2020.

As part of the report, Officers advised that Council would be provided with an overview of Surf Life Saving Western Australia's performance against the key performance criteria upon completion of the first year of the contract. The first season was completed at the conclusion of the Easter 2020 period and Surf Life Saving Western Australia have provided statistical information to the City for each of the patrol locations.

Council is requested to note the results of the first season of the City's Beach Patrol Service and acknowledge that the patrol schedule for the 2020/21 season will commence on 21 December 2020 with a communication plan to be delivered informing the community and visitors of the service.

Comment

The following statistics are a combination of the operational reports provided by Surf Lifesaving Western Australia, for all four beach locations: (see report attachments 1 & 2)

- 403 Service Delivery hours
- Zero Beach closures as a result of shark sightings
- Zero Rescues
- 709 Beach Users per day
 - *Attendance numbers include beach users in the water, out of the water and using water based craft.*
- 22 Preventative Actions per day including;
 - *Erecting warning signage*
 - *Advising swimmers already in the water of hazards/risk*
 - *Advising beach users of hazards / risks prior to them entering the water*
 - *Advising water based craft users (i.e. surfers) of hazard / risks or requirements (such as not to surf between the flags) when already in or prior to entering the water*
- 1 Minor First Aid incident
- 1 Major First Aid incident

- *Incident occurred on the 31st January at Falcon Bay. An 8yo girl from Beeliar was swimming and received a deep cut to the back of her leg. Exact cause is unknown but is believed to have resulted from coming into contact with a section of reef.*
- 22 Public Relation Activities per day
 - *These include the social type of interaction with beach users as opposed to a preventative action which is more of a directive or instruction. Public relations may be positive (talking about the service, educating about beach safety, etc.) or negative (receiving a complaint about the service or another beach user, etc.).*
- 19 x incidents speaking to dog owners
- 125 x incidents speaking to users regarding littering
- 7 x Surf Craft interactions
 - *These occurred at Pyramids Beach and typically relate to surfers surfing between the flags.*

Officer Recommendation

That Council:

1. Notes the results from the first season of the City of Mandurah Beach Patrol Service;
2. Acknowledges the patrol schedule for the 2020/21 season commencing 21 December 2020 and the proposed communications plan to inform the community and visitors of the service.

Council Resolution

MOTION

Moved: Councillor C Knight

Seconded: Councillor C Di Prinzio

That Council:

1. **Notes the results from the first season of the City of Mandurah Beach Patrol Service;**
2. **Acknowledges the patrol schedule for the 2020/21 season commencing 21 December 2020 and the proposed communications plan to inform the community and visitors of the service.**

CARRIED: 11/1

FOR: Mayor Williams, Councillors C Knight, J Green, P Jackson, Peter Rogers, M Darcy, D Pember, A Zilani, Lynn Rodgers, D Lee, C Di Prinzio

AGAINST: Councillor D Schumacher

G.20/7/20 2020/21CSRFF SMALL GRANTS WINTER ROUND (REPORT 12)

Summary

The Community Sport and Recreation Facilities Fund (CSRFF) is a Department of Local Government, Sport and Cultural Industries - Sport and Recreation program that provides

financial assistance to community groups and local government authorities to develop basic infrastructure for sport and recreation.

The small grants aim to increase participation in sport and recreation, with an emphasis on physical activity through rational development of sustainable, good quality, well designed and well utilised facilities where the total cost of the project does not exceed \$300,000. The application process for submissions involve local governments undertaking an initial assessment to ensure proposed projects are well planned, prioritised and of positive benefit to the community.

The City has received two applications from clubs as part of the CSRFF Small Grants - Winter Round. The details of these applications are:

- Mandurah Country Club – Realignment and upgrade to driving range
- Dudley Park Bowling Club – Installation of perimeter security fencing and gates

Council is requested to support the ratings and priorities of the two 2020/21 CSRFF Small Grants applications submitted and note that an allowance for the City's contributions towards the projects has been listed in 2020/21 operating budget, subject to the projects being approved by the Department of Local Government, Sport and Cultural Industries - Sport and Recreation.

Officer Recommendation

That Council:

1. Supports the rankings and ratings for the Community Sport and Recreation Facility Fund Small Grant applications from the following clubs / organisations:
 - 1.1 Mandurah Country Club
Project: Upgrade and realignment of driving range
Ranking: One
Rating: Medium/High
Requested Council Contribution: \$21,143.73
 - 1.2 Dudley Park Bowling Club
Project: Installation of security fencing
Ranking: Two
Rating: Medium/High
Requested Council Contribution: \$27,080
2. Note the funding shortfall of \$3,223.73, and approve the allocation of \$3,223.73 as unbudgeted expenditure (to be added to the closing operating deficit). *

Council Resolution

MOTION

Moved: Councillor D Pember

Seconded: Councillor J Green

That Council:

1. **Supports the rankings and ratings for the Community Sport and Recreation Facility Fund Small Grant applications from the following clubs / organisations:**
 - 1.1 **Mandurah Country Club**

Project: Upgrade and realignment of driving range
Ranking: One
Rating: Medium/High
Requested Council Contribution: \$21,143.73

1.2 Dudley Park Bowling Club

Project: Installation of security fencing
Ranking: Two
Rating: Medium/High
Requested Council Contribution: \$27,080

- 2. Note the funding shortfall of \$3,223.73, and approve the allocation of \$3,223.73 as unbudgeted expenditure (to be added to the closing operating deficit). ***

CARRIED WITH ABOSLUTE MAJORITY: 12/0

G.21/7/20 2020 – 2021 EVENTS PROGRAM (REPORT 13)

Summary

The COVID 19 pandemic has had a significant effect on many businesses and industries across the globe. As the City works to support the Mandurah community in its recovery phase, City officers have been forced to review certain aspects of Council business. One such area is its events program and how this may look over next 12 months and beyond.

Despite the 2019/20 events program being cut short by over three months due to the outbreak of the COVID-19 pandemic, and the unfortunate cancellation of the City's signature event the Channel 7 Mandurah Crab Fest, last year was still highly successful and achieved many of the outcomes set out in the Events Strategy. In addition to the delivery of seven out of eight of the City of Mandurah's major events, a total of 32 external events were supported with an estimated local economic impact of \$7.1 million in direct spend.

In line with the City's focus on providing support for local businesses as they recover from the impact of COVID-19 and in anticipation of the uncertainty surrounding the easing of restrictions and that the behaviour of our community may have changed as a result of the pandemic, Officers have recently conducted a desktop review of its internally delivered events program. The desktop review has highlighted two areas for improvement and makes recommendations for Council's consideration in relation to the 2020/21 events program.

Council is requested to endorse the proposed outline for the City of Mandurah's major events in 2020/21 including changes that enable a staged reintroduction of major events with the primary objective of these changes being to increase local economic impact, and to note the new delivery model to improve integration of community capacity building activities, community and business engagement functions and city centre activations.

Council is also asked to note the 2020/21 draft calendar of events for Mandurah including all external events currently secured and those tentatively scheduled pending changes to COVID-19 restrictions and that an Elected Member workshop will also be scheduled in the coming months to consider the direction of Wearable Art Mandurah for 2021 and beyond.

Officer Recommendation

That Council:

1. Endorse the proposed outline for the City of Mandurah's major events in 2020/21 including changes that enable a staged reintroduction of major events with the primary objective being to increase local economic impact as part of the City's recovery from the COVID-19 pandemic.
2. Notes that the key changes to the City of Mandurah's major events in 2020/21 will include;
 - 2.1 The replacement of the Mandurah Arts Festival 2020 with a revised Mandurah Arts Season commencing in November 2020 and running through until May 2021;
 - 2.2 The delivery of a new event / activation (Mandurah Street Party – *name to be confirmed*) to be held in November 2020 in place of the Mandurah Children's Festival (previously held in October);
 - 2.3 The launch of the revised Mandurah Arts Season at the new Mandurah Street Party in November 2020;
 - 2.4 The inclusion of children, family, and community connection elements previously delivered via the Mandurah Children's Festival, into the new Mandurah Street Party event / activation;
 - 2.5 The growth and coordination of the month-long Christmas in Mandurah program commencing with the Mandurah Christmas Pageant and concluding with the New Year's Eve fireworks displays;
 - 2.6 Cancellation of Wearable Art Mandurah 2020 due to the impacts of COVID-19.
3. Notes the Working Group – Event Delivery Model being developed for the City of Mandurah's major events including community capacity building activities, community and business engagement functions and city centre activations.
4. Notes the 2020/21 draft calendar of events (Attachment 1) for Mandurah including all external events currently secured and those tentatively scheduled pending changes to COVID-19 restrictions.
5. Notes that an Elected Member workshop will be scheduled in the coming months to consider the direction of Wearable Art Mandurah for 2021 and beyond.

Council Resolution**MOTION**

Moved: Councillor Peter Rogers

Seconded: Councillor C Knight

That Council:

1. Endorse the proposed outline for the City of Mandurah's major events in 2020/21 including changes that enable a staged reintroduction of major events with the

primary objective being to increase local economic impact as part of the City's recovery from the COVID-19 pandemic.

2. Notes that the key changes to the City of Mandurah's major events in 2020/21 will include;
 - 2.1 The replacement of the Mandurah Arts Festival 2020 with a revised Mandurah Arts Season commencing in November 2020 and running through until May 2021;
 - 2.2 The delivery of a new event / activation (Mandurah Street Party – *name to be confirmed*) to be held in November 2020 in place of the Mandurah Children's Festival (previously held in October);
 - 2.3 The launch of the revised Mandurah Arts Season at the new Mandurah Street Party in November 2020;
 - 2.4 The inclusion of children, family, and community connection elements previously delivered via the Mandurah Children's Festival, into the new Mandurah Street Party event / activation;
 - 2.5 The growth and coordination of the month-long Christmas in Mandurah program commencing with the Mandurah Christmas Pageant and concluding with the New Year's Eve fireworks displays;
 - 2.6 Cancellation of Wearable Art Mandurah 2020 due to the impacts of COVID-19.
3. Notes the Working Group – Event Delivery Model being developed for the City of Mandurah's major events including community capacity building activities, community and business engagement functions and city centre activations.
4. Notes the 2020/21 draft calendar of events (Attachment 13.1) for Mandurah including all external events currently secured and those tentatively scheduled pending changes to COVID-19 restrictions.
5. Notes that an Elected Member workshop will be scheduled in the coming months to consider the direction of Wearable Art Mandurah for 2021 and beyond.

Amendment

MOTION

Moved: Councillor Peter Rogers

Seconded: Councillor C Knight

That Council amend resolution point 5 to be:

5. Notes that an Elected Member workshop will be scheduled in the coming months to consider the direction of Wearable Art Mandurah and Mandurah Arts Festival for 2021 and beyond.

CARRIED: 12/0

Substantive Motion**That Council:**

1. **Endorse the proposed outline for the City of Mandurah's major events in 2020/21 including changes that enable a staged reintroduction of major events with the primary objective being to increase local economic impact as part of the City's recovery from the COVID-19 pandemic.**
2. **Notes that the key changes to the City of Mandurah's major events in 2020/21 will include;**
 - 2.1 **The replacement of the Mandurah Arts Festival 2020 with a revised Mandurah Arts Season commencing in November 2020 and running through until May 2021;**
 - 2.2 **The delivery of a new event / activation (Mandurah Street Party – *name to be confirmed*) to be held in November 2020 in place of the Mandurah Children's Festival (previously held in October);**
 - 2.3 **The launch of the revised Mandurah Arts Season at the new Mandurah Street Party in November 2020;**
 - 2.4 **The inclusion of children, family, and community connection elements previously delivered via the Mandurah Children's Festival, into the new Mandurah Street Party event / activation;**
 - 2.5 **The growth and coordination of the month-long Christmas in Mandurah program commencing with the Mandurah Christmas Pageant and concluding with the New Year's Eve fireworks displays;**
 - 2.6 **Cancellation of Wearable Art Mandurah 2020 due to the impacts of COVID-19.**
3. **Notes the Working Group – Event Delivery Model being developed for the City of Mandurah's major events including community capacity building activities, community and business engagement functions and city centre activations.**
4. **Notes the 2020/21 draft calendar of events (Attachment 13.1) for Mandurah including all external events currently secured and those tentatively scheduled pending changes to COVID-19 restrictions.**
5. **Notes that an Elected Member workshop will be scheduled in the coming months to consider the direction of Wearable Art Mandurah and Mandurah Arts Festival for 2021 and beyond.**

CARRIED: 12/0

Comment: Permits further discussion and programming for all art programs to be conducted by the City of Mandurah.

G.22/7/20 PEEL HARVEY ESTUARY TRAILS (REPORT 14)Summary

The City's economic development strategy, '*Mandurah and Murray: A Shared Economic Future*', adopted by Council in October 2018, contains a number of programs and projects

across Mandurah and Murray, including several trails and eco-tourism projects. One of these is Peel-Yalgorup Wetlands Trails, which in turn is comprised of two inter-related sub-projects; Yalgorup National Park, and Peel-Harvey Estuary Trails. These sub-projects aim to develop a range of environmentally sustainable trails, attractions and accommodation within Yalgorup National Park and the Peel-Harvey Estuary.

Peel-Harvey Estuary Trails is a partnership between the City of Mandurah and the Shire of Murray to build on the existing network of local recreation trails around the Peel-Harvey Estuary to create an iconic trails offering. The project aims to create a range of shared-use and dedicated trails based on the estuary and surrounding areas that will enhance Mandurah and Murray's recreation and day-trip/short-stay tourism destination appeal and grow its economy, whilst protecting and preserving the estuary's conservation values.

The Peel-Harvey Estuary Trails project commenced in July 2019 with the engagement of a consultant to prepare a pre-feasibility study and trails audit containing a shortlist of potential trails, activities, services and infrastructure that would help achieve sustainable waterways-based tourism growth focussed on the Peel-Harvey Estuary. The pre-feasibility study and trails audit was completed in April, focussing on four identified trails opportunities:

- Island Shared-use Trail;
- Round the Estuary Trail;
- Paddle Launch Infrastructure;
- Northern Mandurah Mountain Bike Trail.

Whilst planning for the Island Shared-use Trail and the Paddle Launch Infrastructure projects can predominantly be undertaken internally by City officers, planning for the Round the Estuary Trail and the Northern Mandurah Mountain Bike Trail will require the engagement of external consultants.

Council is requested to endorse the Peel-Harvey Estuary Trails Pre-Feasibility Study as the initial planning stage of the Peel-Harvey Estuary Trails project. Council is also requested to approve planning commencement of the Island Shared-use Trail and the Paddle Launch Infrastructure projects internally, commencing in 2020/21, and the subsequent planning of the Round the Estuary Trail and Northern Mandurah Mountain Bike Trail projects in 2021/22, pending government funding for external consultants.

Officer Recommendation

That Council:

1. Endorses the Peel-Harvey Estuary Trails Pre-Feasibility Study as the initial planning stage of the Peel-Harvey Estuary Trails project;
2. Approves commencement of detailed planning of the Island Shared-use Trail and the Paddle Launch Infrastructure projects internally, commencing in 2020/21,
3. Approves the subsequent planning of the Round the Estuary Trail and Northern Mandurah Mountain Bike Trail projects in 2021/22, pending government funding for external consultants, and inclusion in the Long-Term Financial Plan;
4. Undertakes advocacy for Government funding to undertake detailed planning and subsequent implementation of the Peel-Harvey Estuary Trails project, as part of the broader Peel Regional Trails Project.

Council Resolution**MOTION****Moved:** Councillor D Schumacher**Seconded:** Councillor C Knight**That Council:**

1. **Endorses the Peel-Harvey Estuary Trails Pre-Feasibility Study as the initial planning stage of the Peel-Harvey Estuary Trails project;**
2. **Approves commencement of detailed planning of the Island Shared-use Trail and the Paddle Launch Infrastructure projects internally, commencing in 2020/21,**
3. **Approves the subsequent planning of the Round the Estuary Trail and Northern Mandurah Mountain Bike Trail projects in 2021/22, pending government funding for external consultants, and inclusion in the Long-Term Financial Plan;**
4. **Undertakes advocacy for Government funding to undertake detailed planning and subsequent implementation of the Peel-Harvey Estuary Trails project, as part of the broader Peel Regional Trails Project.**

CARRIED: 12/0

MOTIONS OF WHICH NOTICE HAS BEEN GIVEN [AGENDA ITEM 20]**G.23/7/20 COUNCILLOR PETER ROGERS: ELDER IN RESIDENCE**

The reason for this Motion is:

The Uluru Statement from the Heart was a national Indigenous consensus position which called for the establishment of a 'First Nations Voice' enshrined in the Australia Constitution and the establishment of a 'Makarrata Commission' to supervise agreement-making and truth-telling between government and Aboriginal and Torres Strait Islander peoples.

The City of Bayswater supported the Uluru Statement from the Heart in 2018 and has been working towards some of the following steps:

- Becoming a signatory to the ACOSS statement of support for the Uluru Statement from the Heart;
- Acknowledging Aboriginal and Torres Strait Island People as the Traditional Owners of this country and paying respect to their ongoing spiritual and cultural connections;
- Lodging a submission to the Joint Select Committee on Constitutional Recognition Relating to Aboriginal and Torres Strait Islander Peoples;
- Showing outward support by placing a framed copy of the Uluru Statement from the Heart within the City's public honorary cabinets at the entrance of the Council Chambers;
- Writing a letter of support from Council to request WALGA advocate on behalf of 138 local governments to embrace the Uluru Statement from the Heart; and

- Writing a letter of support from Council to the Prime Minister and Federal Leader of the Opposition showing the City of Bayswater's support for the Uluru Statement from the Heart.

Additionally, in 2018, the City of Fremantle voiced its support for the Uluru Statement from the Heart. Large organisations such as the Australian Medical Association, the Law Council of Australia, Anglicare WA, Woolworths, Oxfam, the NRL, BHP and Rio Tinto, as well as many others, have approved their support for the Statement.

The full list of support can be found here: <https://ulurustatement.org/our-support>

There is an opportunity at present for the City of Mandurah to explore its support for the Uluru Statement from the Heart and its guiding principles, which has not been explicitly contemplated in our Reconciliation Action Plan 2019-22.

Specifically, an Elder in Residence concept could be explored as a First Nations Voice, which would enshrine and formalise an Indigenous leadership voice to Council. The role of an Elder in Residence is primarily responsible for guidance, teaching of cultural customs and takes a pivotal leadership role in the governance structure of an organisation.

An Elder in Residence could deliver the Welcome to Country at major City events, undertake cultural awareness training for City Officers, provide culturally-competent guidance on Council reports and could take a driving leadership role within the RAP Steering Group.

Appropriate consultation and stakeholder engagement would be required prior to the determination of the exact role of an Elder in Residence for the City of Mandurah.

MOTION

Moved: Councillor Peter Rogers

Seconded: Councillor C Knight

That Council:

1. Directs officers to provide a report outlining:
 - 1.1 The 'Uluru Statement from the Heart' - providing background information and options relating to supporting its principles.
 - 1.2 The establishment of a First Nations Voice to Council and the City of Mandurah, through in-principal support for an 'Elder in Residence'.
2. Prior to any decision, refers for consideration the 'Uluru Statement from the Heart' and the 'Elder in Residence' to the City's Reconciliation Action Group for their guidance and potential establishment of a working group.
3. Notes a report will be presented to Council by December 2020 for consideration.

Amendment

MOTION

Moved: Councillor D Pember

Seconded: Councillor Peter Rogers

That Council amend resolution point 3 to be:

3. Notes a report will be presented to Council for consideration by May 2021.

CARRIED: 12/0

Substantive Motion

That Council:

1. **Directs officers to provide a report outlining:**
 - 1.1 **The 'Uluru Statement from the Heart' - providing background information and options relating to supporting its principles.**
 - 1.2 **The establishment of a First Nations Voice to Council and the City of Mandurah, through in-principal support for an 'Elder in Residence'.**
2. **Prior to any decision, refers for consideration the 'Uluru Statement from the Heart' and the 'Elder in Residence' to the City's Reconciliation Action Group for their guidance and potential establishment of a working group.**
3. **Notes a report will be presented to Council for consideration by May 2021.**

CARRIED: 12/0

Comment: the extension of time in resolution point three makes allowance for the current public health emergency conditions and the amended Council meeting dates leading to the Christmas / New Year break period. The extended timeframe ensures research requirements, group discussions and budget reviews can be accommodated.

NOTICE OF MOTIONS FOR CONSIDERATION AT THE FOLLOWING MEETING [AGENDA ITEM 21]

Nil.

G.24/7/20 LATE AND URGENT BUSINESS ITEMS [AGENDA ITEM 22]

Mayor Williams advised that the following urgent item of confidential business had been received:

- **Director Appointment**

MOTION

Moved: Mayor R Williams

Seconded: Councillor C Knight

That Council accepts the items of urgent business.

CARRIED: 12/0

CONFIDENTIAL ITEMS [AGENDA ITEM 23]

MOTION

Moved: Mayor R Williams

Seconded: Councillor A Zilani

That the meeting proceeds with closed doors at pm in accordance with Section 5.23(2) of the *Local Government Act 1995*, to allow for the confidential discussion of an item.

CARRIED: 12/0

Members of the media, non-senior employees and persons in the gallery left the meeting at this point. The Minute Officer remained with Senior Officers.

THE MEETING PROCEEDED WITH CLOSED DOORS AT 7.37PM

G.25/7/20 CONFIDENTIAL ITEM: LAND SALES (CONFIDENTIAL REPORT 1)

Confidential discussion ensued regarding this issue.

MOTION

Moved: Councillor C Knight

Seconded: Councillor D Schumacher

That Council:

1. **Reduce the Reserve Price and Direct to Market Sales Price for Lots 115 – 117 Wedgetail Retreat, Halls Head for the existing Sales Campaign that is due to expire on 1 September 2020 as follows:**

Lot	Street	Reserve Pricing	Market Pricing
115	Wedgetail Retreat	\$135,000	\$140,000
116	Wedgetail Retreat	\$135,000	\$140,000
117	Wedgetail Retreat	\$135,000	\$140,000

2. **In the event that any existing lot currently under contract do not progress to settlement, or Lot 115 – 117 Wedgetail Retreat, Halls Head do not sell or settle prior to the 1 September 2020 that:**
 - 2.1 **the ongoing marketing of all the remaining valued lots in the Samphire Cove Estate, Halls Head be undertaken for a subsequent Sales Campaign from 1 September 2020;**
 - 2.2 **the pricing as outlined in following table be adopted for the subsequent Sales Campaign and authorises the Chief Executive Officer to accept offers below the direct to market set pricing, but that meet the set reserve prices as below:**

Lot	Street	Reserve Pricing	Market Pricing
102	Shearwater View	\$140,000	\$144,500
105	Shearwater View	\$145,000	\$149,500
106	Shearwater View	\$130,000	\$134,500
108	Shearwater View	\$125,000	\$129,500
109	Shearwater View	\$130,000	\$134,500
115	Wedgetail Retreat	\$135,000	\$140,000
116	Wedgetail Retreat	\$135,000	\$140,000
117	Wedgetail Retreat	\$135,000	\$140,000
127	Wedgetail Retreat	\$150,000	\$154,500
131	Egret Point	\$140,000	\$144,500

2.3 Acknowledges that immediately following the tender process a six month direct to market sales campaign will commence;

- 3. Authorises the Chief Executive Officer to finalise the sale and settlement of any Lot that meets Council approved criteria for all lots during the current campaign, the tender process and the following six-month marketing campaign;**
- 4. Notes that Lots 139, 141 & 143 Wedgetail Retreat are to be held until such time as the reassessment of the Bushfire Framework has been completed.**

CARRIED: 12/0

G.26/7/20 CONFIDENTIAL ITEM: EMPLOYMENT ITEM (CONFIDENTIAL REPORT 2)

Confidential discussion ensued regarding this issue.

Officer Recommendation

Council is requested to:

- 1 Note the resignation of Mr Graeme Davies from the role as Deputy Chief Executive Officer/Director Strategy and Innovation.
- 2 Approve the Senior Employee Council Policy change as outlined in Attachment 2.1.
- 3 Note the change to the organisational structure that moves the Customer Services Section to the Director Place and Community.
- 4 Appoint _____ to the interview panel and approve participation in determining the preferred applicant to be recommended to Council for the Director Strategy and Economic Development position.

Mayor Williams nominated for the position on the interview panel. No further nominations were received.

Council Resolution

MOTION

Moved: Mayor R Williams
Seconded: Councillor Lynn Rodgers

Council is requested to:

- 1 Note the resignation of Mr Graeme Davies from the role as Deputy Chief Executive Officer/Director Strategy and Innovation.**
- 2 Approve the Senior Employee Council Policy change as outlined in Attachment 2.1.**
- 3 Note the change to the organisational structure that moves the Customer Services Section to the Director Place and Community.**
- 4 Appoint Mayor Rhys Williams to the interview panel and approve participation in determining the preferred applicant to be recommended to Council for the Director Strategy and Economic Development position.**

CARRIED: 11/1

FOR: Mayor Williams, Councillors P Jackson, J Green, C Knight, A Zilani, D Pember, M Darcy, Lynn Rodgers, C Di Prinzio, D Lee, D Schumacher

AGAINST: Councillor Peter Rogers

G.27/7/20 CONFIDENTIAL ITEM: CHAIRPERSON APPOINTMENT (CONFIDENTIAL REPORT 3)

Confidential discussion ensued regarding this issue.

Council Resolution

MOTION

Moved: Mayor R Williams
Seconded: Councillor D Pember

That Council:

- 1. Appoints Professor Lyn Beazley as the Chairperson of the Strategic Economic Advisory Group for an initial period of 24 months.**
- 2. Appoints Alan Cransberg, William Hames and Myrianthe Riddy as members of the Strategic Economic Advisory Group for an initial period of 24 months.**
- 3. Requests that the Strategic Economic Advisory Group provides to Council recommended appointees to fill up to four additional positions on the Group, for its consideration and approval.**

CARRIED: 12/0

Senior Officers vacated the Chamber at 7.52pm and did not return to the meeting. The Chief Executive Officer remained with the Minute Officer.

G.28/7/20 SUSPENSION OF STANDING ORDERS

MOTION

Moved: Mayor R Williams

Seconded: Councillor Lynn Rodgers

That Standing Orders 8.5 and 8.6 that place limitations on the number and duration of speeches be suspended to allow for discussion.

CARRIED: 12/0

Standing Orders 8.5 and 8.6 were suspended at 7.53pm.

G.29/7/20 CONFIDENTIAL ITEM: DIRECTOR APPOINTMENT (CONFIDENTIAL REPORT 4)

Confidential discussion ensued regarding this issue.

Officer Recommendation

That Council:

- 1 Approves the appointment of Applicant A on a five-year contract as Director Place and Community.
- 2 Notes the Chief Executive Officer will negotiate the terms of the contract.

Council Resolution

MOTION

Moved: Mayor R Williams

Seconded: Councillor C Knight

That Council:

- 1 Approves the appointment of Applicant A on a five-year contract as Director Place and Community.**
- 2 Notes the Chief Executive Officer will negotiate the terms of the contract.**

CARRIED: 10/2

FOR: Mayor Williams, Councillors P Jackson, J Green, C Knight, A Zilani, D Pember, M Darcy, C Di Prinzio, D Lee, Peter Rogers

AGAINST: Councillors D Schumacher and Lynn Rodgers

G.30/7/20 RESUMPTION OF STANDING ORDERS

MOTION

Moved: Councillor D Schumacher

Seconded: Mayor R Williams

That Standing Orders 8.5 and 8.6 be reinstated.

CARRIED: 12/0

Standing Orders 8.5 and 8.6 were reinstated at 8.17pm.

8.26pm: At this juncture in the meeting Mayor Williams checked with each attendee and confirmed that all attendees remained connected and in attendance at the electronic meeting.

G.31/7/20

MOTION

Moved: Councillor Peter Rogers

Seconded: Councillor D Pember

That the meeting proceeds with open doors.

CARRIED: 12/0

THE MEETING PROCEEDED WITH OPEN DOORS AT 8.27PM

G.32/7/20

MOTION

Moved: Councillor C Knight

Seconded: Councillor M Darcy

That Council endorses the resolutions taken with closed doors.

CARRIED: 12/0

CLOSE OF MEETING [AGENDA ITEM 24]

There being no further business, the Mayor declared the meeting closed at 8.27pm.

CONFIRMED (MAYOR)

Attachments to Council Minutes:**Committee Recommendations and Council Report Attachments**

Minute	Item	Page
G.10/7/20	Financial Report June 2020 Attachment 2.1	1 – 30
G.10/7/20	Financial Report June 2020 Attachment 2.2	Electronic Only
G.13/7/20	Coastal Hazard Risk Management Adaptation Plan: Progress Update Attachment 5.3	31 – 65
G.17/7/20	Access and Inclusion Plan 19/20 Progress Report Attachment 9.1	66 – 116
G.21/7/20	2020 – 2021 Events Program Attachment 13.1	117
G.26/7/20	Confidential Item: Employment Item Attachment 2.1	118

Confidential Attachments

Minute	Item	Page
G.14/7/20	Appointment of Youth Advisory Group Confidential Attachment	119

Monthly Financial Report

June 2020



CITY OF MANDURAH
MONTHLY FINANCIAL REPORT
For the Period Ended 30 June 2020

TABLE OF CONTENTS

Statement of Financial Activity by Program	2
Statement of Financial Activity by Nature or Type	3
Note 1 Statement of Financial Activity Information	4
Note 2 Cash and Investments	5
Note 3 Receivables	6
Note 4 Disposal of Assets	7
Note 5 Tenders Awarded	10
Note 6 Capital Acquisitions	11
Note 7 Borrowings	17
Note 8 Operating Grants and Contributions	19
Note 9 Non Operating Grants and Contributions	20
Note 10 Approved Budget Amendments	21
Note 11 Proposed Budget variations for Council Approval	28
Note 12 Explanation of Material Variances	29

**STATEMENT OF FINANCIAL ACTIVITY
FOR THE PERIOD ENDED 30 JUNE 2020**

STATUTORY REPORTING PROGRAMS

	Ref Note	Annual Budget	YTD Budget (a)	YTD Actual (b)	Var. \$ (b)-(a)	Var. % (b)-(a)/(a)	Var.
		\$	\$	\$	\$	%	
Opening Funding Surplus / (Deficit)	1(c)	7,744,000	7,744,000	7,744,000			
Revenue from operating activities							
Governance		5,856	5,856	8,405	2,549	43.53%	▲
General Purpose Funding - Rates		80,527,716	80,527,716	80,579,499	51,783	0.06%	
General Purpose Funding - Other		3,785,290	3,785,290	6,409,734	2,624,444	69.33%	▲
Law, Order and Public Safety		942,662	942,662	1,052,533	109,871	11.66%	▲
Health		355,000	355,000	270,379	(84,621)	(23.84%)	▼
Education and Welfare		458,776	458,776	468,445	9,669	2.11%	
Community Amenities		14,541,376	14,541,376	14,492,281	(49,095)	(0.34%)	
Recreation and Culture		6,200,603	6,200,603	6,396,841	196,238	3.16%	
Transport		2,600,269	2,600,269	2,717,777	117,508	4.52%	
Economic Services		1,414,591	1,414,591	1,603,000	188,409	13.32%	▲
Other Property and Services		328,820	328,820	505,938	177,118	53.86%	▲
		111,160,959	111,160,959	114,504,832	3,343,873	3.01%	
Expenditure from operating activities							
Governance		(6,772,141)	(6,772,141)	(6,642,774)	129,367	1.91%	
General Purpose Funding		(2,029,090)	(2,029,090)	(1,917,921)	111,169	5.48%	
Law, Order and Public Safety		(4,323,954)	(4,323,954)	(4,646,151)	(322,197)	(7.45%)	
Health		(2,037,397)	(2,037,397)	(2,017,260)	20,137	0.99%	
Education and Welfare		(4,276,101)	(4,276,101)	(4,163,987)	112,114	2.62%	
Community Amenities		(18,597,827)	(18,597,827)	(17,910,698)	687,129	3.69%	
Recreation and Culture		(45,211,136)	(45,211,136)	(41,662,325)	3,548,811	7.85%	
Transport		(29,042,619)	(29,042,619)	(26,906,840)	2,135,779	7.35%	
Economic Services		(5,924,936)	(5,924,936)	(5,497,336)	427,600	7.22%	
Other Property and Services		(11,457,355)	(11,457,355)	(12,656,991)	(1,199,636)	(10.47%)	▼
		(129,672,556)	(129,672,556)	(124,022,283)	5,650,273	4.36%	
Non-cash amounts excluded from operating activities	1(a)	34,032,335	34,032,335	31,195,946	(2,836,389)	(8.33%)	
Amount attributable to operating activities		15,520,738	15,520,738	21,678,495	6,157,757	(39.67%)	
Investing Activities							
Non-operating grants, subsidies and contributions	8	11,169,433	11,169,433	11,190,237	20,804	0.19%	
Proceeds from disposal of assets	4	1,641,731	1,641,731	1,025,181	(616,550)	(37.55%)	▼
Purchase of property, plant and equipment	6	(25,641,685)	(25,641,685)	(21,880,878)	3,760,807	14.67%	▲
Amount attributable to investing activities		(12,830,521)	(12,830,521)	(9,665,460)	3,165,061	24.67%	
Financing Activities							
Proceeds from New Debentures	7	2,750,000	2,750,000	2,750,000	0	0.00%	
Unspent Loans		1,390,510	1,390,510	1,390,510	0	0.00%	
Prepaid Rates		(3,092,036)	(3,092,036)	(3,200,708)	(108,672)	3.51%	
Payment of lease liability		(1,503,000)	(1,503,000)	(1,663,579)	(160,579)	10.68%	▼
Proceeds from community loans	7	100,000	100,000	99,386	(614)	(0.61%)	
Transfer from Reserves		7,277,682	7,277,682	-	(7,277,682)	(100.00%)	▼
Repayment of Debentures	7	(5,630,871)	(5,630,871)	(6,384,931)	(754,060)	(13.39%)	▼
Transfer to Reserves		(11,672,513)	(11,672,513)	-	11,672,513	(100.00%)	▲
Amount attributable to financing activities		(10,380,228)	(10,380,228)	(7,009,322)	3,370,906	32.47%	
Closing Funding Surplus / (Deficit)	1(c)	53,989	53,989	12,747,713	12,693,724	23511.69%	

KEY INFORMATION

▲ ▼ Indicates a variance between Year to Date (YTD) Actual and YTD Budget data as per the adopted materiality threshold.

Refer to Note 12 for an explanation of the reasons for the variance.

The material variance adopted by Council for the 2019-20 year is 10.00%

This statement is to be read in conjunction with the accompanying Financial Statements and notes.

**STATEMENT OF FINANCIAL ACTIVITY
FOR THE PERIOD ENDED 30 JUNE 2020**

BY NATURE OR TYPE

	Ref Note	Annual Budget	YTD Budget (a)	YTD Actual (b)	Var. \$ (b)-(a)	Var. % (b)-(a)/(a)	Var.
		\$	\$	\$	\$	%	
Opening Funding Surplus / (Deficit)	1(c)	7,744,000	7,744,000	7,744,000			
Revenue from operating activities							
Rates		80,527,716	80,527,716	80,579,499	51,783	0.06%	
Operating grants, subsidies and contributions		2,159,854	2,159,854	3,872,118	1,712,264	79.28%	▲
Fees and charges		23,671,960	23,671,960	24,329,338	657,378	2.78%	
Interest earnings		1,395,000	1,395,000	1,414,321	19,321	1.39%	
Other revenue		3,403,429	3,403,429	4,284,962	881,533	25.90%	▲
Profit on disposal of assets		3,000	3,000	24,594	21,594	719.80%	▲
		111,160,959	111,160,959	114,504,832	3,343,873	3.01%	
Expenditure from operating activities							
Employee costs		(46,195,388)	(46,195,388)	(46,470,426)	(275,038)	(0.60%)	
Materials and contracts		(43,321,134)	(43,321,134)	(40,822,915)	2,498,219	5.77%	
Utility charges		(3,876,467)	(3,876,467)	(3,954,800)	(78,333)	(2.02%)	
Depreciation on non-current assets		(33,708,335)	(33,708,335)	(30,976,855)	2,731,480	8.10%	
Interest expenses		(1,030,728)	(1,030,728)	(505,408)	525,320	50.97%	▲
Insurance expenses		(1,013,504)	(1,013,504)	(811,401)	202,103	19.94%	▲
Other expenditure		(200,000)	(200,000)	(202,930)	(2,930)	(1.47%)	
Loss on disposal of assets		(327,000)	(327,000)	(277,545)	49,455	15.12%	▲
		(129,672,556)	(129,672,556)	(124,022,283)	5,650,273	4.36%	
Non-cash amounts excluded from operating activities	1(a)	34,032,335	34,032,335	31,195,946	(2,836,389)	(8.33%)	
Amount attributable to operating activities		15,520,738	15,520,738	21,678,495	6,157,757	(39.67%)	
Investing activities							
Non-operating grants, subsidies and contributions	8	11,169,433	11,169,433	11,190,237	20,804	0.19%	
Proceeds from disposal of assets	4	1,641,731	1,641,731	1,025,181	(616,550)	(37.55%)	▼
Payments for property, plant and equipment	6	(25,641,685)	(25,641,685)	(21,880,878)	3,760,807	14.67%	▲
Amount attributable to investing activities		(12,830,521)	(12,830,521)	(9,665,460)	3,165,061	24.67%	
Financing Activities							
Proceeds from new debentures	7	2,750,000	2,750,000	2,750,000	0	0.00%	
Unspent Loans Utilised		1,390,510	1,390,510	1,390,510	0	0.00%	
Prepaid Rates		(3,092,036)	(3,092,036)	(3,200,708)	(108,672)	3.51%	
Payment of lease liability		(1,503,000)	(1,503,000)	(1,663,579)	(160,579)	(10.68%)	▼
Proceeds from community loans	7	100,000	100,000	99,386	(614)	(0.61%)	
Transfer from reserves		7,277,682	7,277,682	-	(7,277,682)	(100.00%)	▼
Repayment of debentures	7	(5,630,871)	(5,630,871)	(6,384,931)	(754,060)	(13.39%)	▼
Transfer to reserves		(11,672,513)	(11,672,513)	-	11,672,513	100.00%	▲
Amount attributable to financing activities		(10,380,228)	(10,380,228)	(7,009,322)	3,370,906	32.47%	
Closing Funding Surplus / (Deficit)	1(c)	53,989	53,989	12,747,713	12,693,724	23511.69%	

KEY INFORMATION

▲ ▼ Indicates a variance between Year to Date (YTD) Actual and YTD Budget data as per the adopted materiality threshold.

Refer to Note 12 for an explanation of the reasons for the variance.

This statement is to be read in conjunction with the accompanying Financial Statements and Notes.

**NOTES TO THE STATEMENT OF FINANCIAL ACTIVITY
FOR THE PERIOD ENDED 30 JUNE 2020**

**NOTE 1
STATEMENT OF FINANCIAL ACTIVITY INFORMATION**

(a) Non-cash items excluded from operating activities

The following non-cash revenue and expenditure has been excluded from operating activities within the Statement of Financial Activity in accordance with Local Government (Financial Management) Regulation 1996.

	Notes	Annual Budget	YTD Budget (a)	YTD Actual (b)
Non-cash items excluded from operating activities				
		\$	\$	\$
Adjustments to operating activities				
Less: Profit on asset disposals		(3,000)	(3,000)	(24,594)
Movement in pensioner deferred rates (non-current)		0	0	108,335
Movement in employee benefit provisions (non-current)		0	0	(142,195)
Add: Loss on asset disposals		327,000	327,000	277,545
Add: Depreciation on assets		33,708,335	33,708,335	30,976,855
Total non-cash items excluded from operating activities		34,032,335	34,032,335	31,195,946

(b) Adjustments to net current assets in the Statement of Financial Activity

The following current assets and liabilities have been excluded from the net current assets used in the Statement of Financial Activity in accordance with regulation 32 of the Local Government (Financial Management) Regulations 1996 to agree to the surplus/(deficit) after imposition of general rates.

		Budget Closing 30 Jun 2019	Budget Closing 30 Jun 2020	Year to Date 30 Jun 2020
Adjustments to net current assets				
Less: Reserves - restricted cash		(31,592,143)	(35,986,974)	(31,592,143)
Less: Unspent loans		(1,751,101)	0	0
Less: Capital Commitments		(2,426,444)	0	0
Less: ESL debtors		0	0	24,411
Less: Prepaid Rates		3,092,036	0	(3,200,708)
Less: Clearing accounts		0	0	153,049
Add: Borrowings	7	4,960,705	5,630,866	(1,424,226)
Add: Lease liability		0	0	(1,663,579)
Add: Provisions - employee		4,886,154	4,452,000	4,886,154
Add: Loan Facility offset		0	0	0
Total adjustments to net current assets		(22,830,793)	(25,904,108)	(32,817,042)

(c) Net current assets used in the Statement of Financial Activity

Current assets				
Cash and cash equivalents	2	45,552,853	42,137,189	52,846,307
Rates receivables	3	3,295,078	3,000,000	3,740,154
Receivables	3	3,079,788	3,645,750	2,433,924
Other current assets		1,349,951	450,000	405,916
Less: Current liabilities				
Payables		(8,843,628)	(9,191,971)	(4,188,178)
Borrowings	7	(4,960,705)	(5,630,871)	1,424,226
Contract liabilities		(183,071)	0	(3,316,501)
Lease liabilities		0	0	1,663,579
Provisions		(8,715,473)	(8,452,000)	(9,444,672)
Less: Total adjustments to net current assets	1(b)	(22,830,793)	(25,904,108)	(32,817,042)
Closing Funding Surplus / (Deficit)		7,744,000	53,989	12,747,713

CURRENT AND NON-CURRENT CLASSIFICATION

In the determination of whether an asset or liability is current or non-current, consideration is given to the time when each asset or liability is expected to be settled. Unless otherwise stated assets or liabilities are classified as current if expected to be settled within the next 12 months, being the Council's operational cycle.

NOTES TO THE STATEMENT OF FINANCIAL ACTIVITY
FOR THE PERIOD ENDED 30 JUNE 2020

OPERATING ACTIVITIES
NOTE 2
CASH AND INVESTMENTS

	Total Amount	Interest rate	Total calculated interest Earnings	Institution	S&P rating	Deposit Date	Maturity Date	Term days
	\$	\$	\$	\$				
Cash on hand								
Westpac Municipal Bank Account	21,192,513	Variable		Westpac	AA-	NA	NA	
Westpac Trust Bank Account	211,969	Variable	NA	Westpac	AA-	NA	NA	
Visitors Centre	4,597	Variable	NA	Westpac	AA-	NA	NA	
	21,409,079							
Municipal Investments								
Muni 10 - 9652-46197	29,695	1.05%	309	ANZ	AA-	1/10/2019	1/10/2020	366
MNS 31 - 582058	3,092,900	1.00%	3,600	Westpac	AA-	29/05/2020	30/06/2020	32
MNS 60 - 582007	337,796	1.05%	311	Westpac	AA-	29/05/2020	30/06/2020	32
	3,460,391							
Reserve Investments								
Reserve 28 - 74-528-7456	3,036,451	1.07%	8,079	NAB	AA-	21/04/2020	21/07/2020	91
Reserve 30 - 78-911-3263	3,035,328	1.18%	8,903	NAB	AA-	7/04/2020	7/07/2020	91
Reserve 31 - 78-920-6945	3,036,432	1.05%	7,928	NAB	AA-	24/04/2020	24/07/2020	91
Reserve 32 - 33713404	3,013,967	0.56%	4,202	Commonwealth	AA-	25/05/2020	24/08/2020	91
Reserve 33 - 93-656-8445	3,030,540	1.23%	9,265	NAB	AA-	2/04/2020	2/07/2020	91
Reserve 34 - 72-684-2987	3,032,049	1.07%	8,067	NAB	AA-	22/04/2020	22/07/2020	91
RNS 31 - 581565	6,806,409	1.00%	5,962	Westpac	AA-	29/05/2020	30/06/2020	32
RNS 60 - 581573	3,197,631	1.05%	2,941	Westpac	AA-	29/05/2020	30/06/2020	32
	28,188,806							
Trust Investments								
Trust 10 - 93-656-8445	87,292	1.07%	232	NAB	AA-	22/04/2020	22/07/2020	91
Bonds NS 90 - 582066	3,409,416	1.10%	2,404	Westpac	AA-	29/05/2020	30/06/2020	32
	3,496,709							
Total	56,554,985		62,204					

Interest revenue		Interest Earned
Investment Interest Accrued	62,204	\$1,414,321
Investment Interest Matured	647,937	
Rates Interest	704,180	
	1,414,321	
Trust Funds		
Cash At Bank	211,969	
Investment	3,496,709	
	3,708,678	
Total Municipal and Reserve Funds	52,846,307	

	Amount	Interest rate on loans	Interest Saved	YTD Interest Saved
Loan Offset Facility				
Westpac	0	2.71%	19,980	323,907

KEY INFORMATION

Cash and cash equivalents include cash on hand, cash at bank, deposits available on demand with banks and other short term highly liquid investments highly liquid investments with original maturities of twelve months or less that are readily convertible to known amounts of cash and which are subject to an insignificant risk of changes in value and bank overdrafts. Bank overdrafts are reported as short term borrowings in current liabilities in the statement of net current assets.

The local government classifies financial assets at amortised cost if both of the following criteria are met:

- the asset is held within a business model whose objective is to collect the contractual cashflows, and
- the contractual terms give rise to cash flows that are solely payments of principal and interest.

Total Municipal Cash	Unrestricted
\$52.85 M	\$24.66 M

**NOTES TO THE STATEMENT OF FINANCIAL ACTIVITY
FOR THE PERIOD ENDED 30 JUNE 2020**

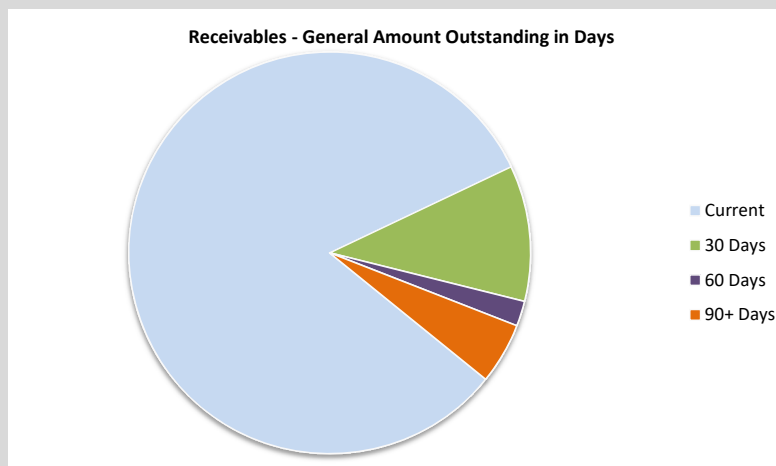
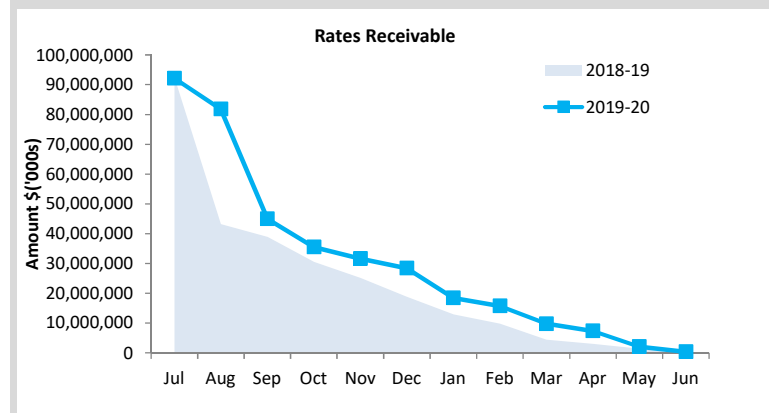
**OPERATING ACTIVITIES
NOTE 3
RECEIVABLES**

Rates Receivable	30 June 2019	30-Jun-19	30 Jun 20
	\$		\$
Opening Arrears Previous Years	2,943,000	2,943,000	3,295,078
Rates levied	78,487,059	78,487,059	80,212,522
Less - Collections to date	(78,134,981)	(78,134,981)	(79,767,446)
Equals Current Outstanding	3,295,078	3,295,078	3,740,154
Net Rates Collectable	3,295,078	3,295,078	3,740,154
% Collected	96%	96%	95.5%
No. of Legal Proceedings Commenced for the 2019/20 year			6
No. of properties > \$10,000 outstanding			32
No. of properties between \$3,000 and \$10,000 outstanding			266
Value of Rates Concession			76,896
Value of Rates Exemptions			1,960,488

Receivables - General	Credit	Current	30 Days	60 Days	90+ Days	Total
	\$	\$	\$	\$	\$	\$
Balance per Trial Balance						
Sundry receivable		102,176	266,328	48,954	120,054	537,513
Recreation Centres		67,753				67,753
Mandurah Ocean Marina		37,913				37,913
GST receivable		665,770				665,770
Infringements		1,019,300				1,019,300
Pensioners rates and ESL deferred		12,288				12,288
Other Receivables		93,387				93,387
Total Receivables General Outstanding		1,998,588	266,328	48,954	120,054	2,433,924
Percentage		82.1%	10.9%	2%	4.9%	

KEY INFORMATION

Rates and other receivables include amounts due from ratepayers for unpaid rates and service charges and other amounts due from third parties for goods sold and services performed in the ordinary course of business. Receivables expected to be collected within 12 months of the end of the reporting period are classified as current assets. All other receivables are classified as non-current assets. Collectability of rates and other receivables is reviewed on an ongoing basis. Other receivables that are known to be uncollectible are written off when identified. An allowance for doubtful debts is raised when there is objective evidence that they will not be collectible.



Debtors Due
\$2,433,924
Over 30 Days
18%
Over 90 Days
5%

Collected	Rates Due
95.5%	\$3,740,154

**NOTES TO THE STATEMENT OF FINANCIAL ACTIVITY
FOR THE PERIOD ENDED 30 JUNE 2020**

**OPERATING ACTIVITIES
NOTE 4
DISPOSAL OF ASSETS**

Asset	Asset Description	Budget	YTD Actual
		Proceeds	Proceeds
		\$	\$
Land			
	Sale of Land in Port Mandurah	600,000	363,695
Light Passenger Vehicles - Replacement			
HYUNDAI EXCEL AUTO ACTIVE 5 DR HATCH	Marina - Works and Services (C00116)	8,831	0
TOYOTA RAV4 AUTO GX 2WD 5DR WGN	OHS - Sustainable Development (C00216)	13,385	17,327
MITSUBISHI OUTLANDER AUTO LS 5DR WGN	Community Festivals and Events (C004)	12,222	13,327
TOYOTA RAV4 AUTO GX 2WD 5DR WGN	Planning Services - Sustainable Development (C01216)	13,410	0
MITSUBISHI OUTLANDER AUTO LS 5DR WGN	Asset Management - Works and Services (C02316)	12,384	0
MITSUBISHI OUTLANDER AUTO LS 5DR WGN	Planning Services - Sustainable Development (C02616)	12,425	13,009
MITSUBISHI OUTLANDER AUTO LS 5DR WGN	Projects Coordinator - Works and Services (C044)	12,212	14,145
MITSUBISHI OUTLANDER AUTO LS 5DR WGN	Sustainable Development - Building Services (C056)	12,216	12,327
MITSUBISHI OUTLANDER AUTO LS 5DR WGN	Engineering Design and Development - Works and Services (C06116)	13,160	12,691
MITSUBISHI OUTLANDER AUTO LS 5DR WGN	Senior Citizens Centre Coordinator - People and Communities (C063)	12,214	12,782
FORD MONDEO AUTO AMBIENTE WAGON	Principal Environmental Officer - Sustainable Development (C071)	11,122	12,100
MAZDA 6 5DR WAGON	Manager - Sport, Recreation & Events (C00419)	30,000	26,873
Light Commercial Vehicles - Replacement			
FORD RANGER DUAL CAB 4X4 TRAYBACK UTE	Health Services - Sustainable Development (U00316)	20,756	0
TOYOTA HILUX DUAL CAB 4X4 TRAYBACK UTE	Parks North - Works and Services (U007)	18,493	0
FORD RANGER DUAL CAB 4X4 PICKUP	Works Construction - Works and Services (U01616)	19,948	23,236
FORD RANGER DUAL CAB 4X4 PICKUP	Environmental Health Services - Sustainable Development (U02117)	19,555	23,236
FORD RANGER DUAL CAB 4X4 PICKUP	Surveying Services - Works and Services (U02216)	20,355	0
TOYOTA HILUX DUAL CAB 4X4 TRAYBACK UTE	Parks Natural Areas - Works and Services (U029)	18,493	23,236
HOLDEN COLORADO SPACE CAB 4X4 CAB/CHASSIS	Rangers - Sustainable Development (U03216)	17,689	0
MITSUBISHI TRITON 2X4 CAB/CHASSIS	Citybuild Works and Services (U039)	11,374	18,691
ISUZU D'MAX DUAL CAB 2X4 PICKUP	Facilities Management - Works and Services (U051)	17,272	15,964
FORD RANGER DUAL CAB 4X4 TRAYBACK UTE WITH CANOPY	Parks Assets - Works and Services (U05216)	19,699	0
FORD RANGER SINGLE CAB 4x4 TRAYBACK	Traffic Management - Works and Services (U05316)	21,371	0
FORD RANGER DUAL CAB 4X4 TRAYBACK UTE WITH CANOPY	Parks Central - Works and Services (U05416)	17,908	0
FORD RANGER DUAL CAB 2X4 PICKUP	Parks Central - Works and Services (U05816)	18,573	17,555
FORD RANGER DUAL CAB 2X4 TRAYBACK UTE WITH CANOPY	Parks Assets - Works and Services (U05916)	20,400	0
HOLDEN COLORADO SPACE CAB 4X4 CAB/CHASSIS	Rangers - Sustainable Development (U069)	15,094	0
HOLDEN COLORADO DUAL CAB 2X4 PICKUP	Sustainable Development Management - Sustainable Development (U07017)	16,407	15,964
FORD RANGER DUAL CAB 4X4 PICKUP	Landscaping Services - Works and Services (U07317)	17,442	22,555
Trucks & Buses Replacements			
NISSAN-UD 280 SINGLE CAB TWO WAY TIPPER	Works Construction - Works and Services (T002)	0	0
HINO 300 SINGLE CAB TRAY WITH KEVREK 1000S	Civil Maintenance - Works and Services (T005)	0	0
HINO 500 SINGLE CAB THREE WAY TIPPER	Civil Maintenance - Works and Services (T006)	0	0
HINO 300 SINGLE CAB TRAY WITH KEVREK 1500	Civil Maintenance - Works and Services (T007)	0	0
HINO 500 SINGLE CAB TWO WAY TIPPER	Civil Construction Drainage - Works and Services (T026)	0	0
HINO -MACDONALD JOHNSTON VS650 ROADSWEeper	Civil Maintenance - Works and Services (T051)	74,326	0
Trailers			
2.0-4.5T FLAT TOP 5x2.5M WITH RAMP SOUTHWEST	Parks Assets - Works and Services (V001)		5,285

**NOTES TO THE STATEMENT OF FINANCIAL ACTIVITY
FOR THE PERIOD ENDED 30 JUNE 2020**

**OPERATING ACTIVITIES
NOTE 4
DISPOSAL OF ASSETS**

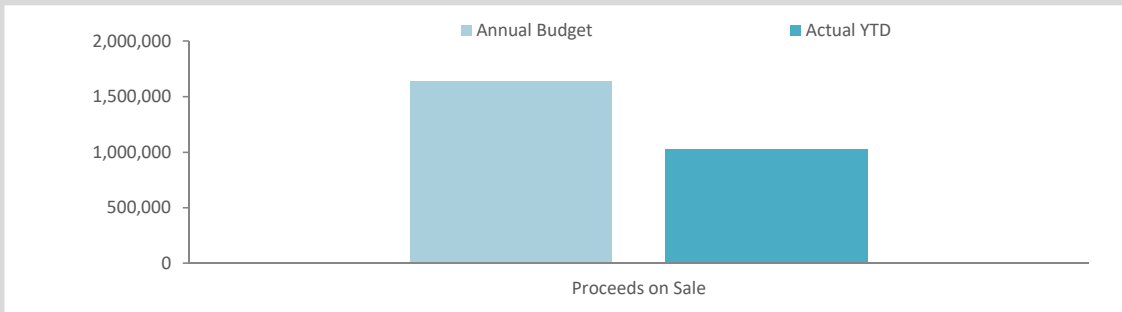
Asset	Asset Description	Budget	YTD Actual
		Proceeds	Proceeds
2.0-4.5T SIGN TRAILER	Works Construction - Works and Services (P011)	2,700	0
0.9T 2.1x1.2M BOX WITH RAMP	Environmental Services - Sustainable Development (P044)	0	0
2.0-4.5T TANDEM MOWER TRAILER WITH RAMP	(P140)	2,040	2,212
2.0-4.5T TANDEM BOX TRAILER WITH RAMP	(P143)	0	0
Parks & Mowers			
KUBOTA 72" OUTFRONT DECK MOWER	Parks Northern - Works and Services (M00216)	7,500	6,582
ISEKI 72" OUTFRONT DECK MOWER	Parks Southern - Works and Services (M00316)	7,250	5,774
ISEKI 60" OUTFRONT DECK MOWER	Parks Northern - Works and Services (M01616)	7,250	4,977
TORO REELMASTER SIDEWINDER 3100D	Parks Central - Works and Services (M023)	5,821	0
TORO 72" ZERO TURN MOWER	Parks Southern - Works and Services (M02616)	7,000	0
DEUTSCHER H660-II SELF POWERED ROTARY MOWER	Parks Assets - Works and Services (M100)	0	0
TORO 60" TURBO ZERO TURN MOWER	Parks Central - Works and Services (M032)	7,643	8,018
RED EXIM VERTI DRAIN AERATOR	Parks Northern - Works and Services (N021)	10,600	0
HOWARD HD150CR MOWER ROTASLASHER	Parks Assets - Works and Services (N023)	0	0
NEW HOLLAND BOOMER 3050 TRACTOR	Parks Northern - Works and Services (P602)	0	0
Miscellaneous Equipment >\$1500			
NISSAN MODEL 25 FORKLIFT	Parks Southern - Works and Services (L003)	4,181	4,747
KOMLETE SCREEN PLANT	Manager Operations Services Manager - Works and Services (P013)	15,240	9,744
SPRAY UNIT MOTOR AND PUMP	Environmental Health Services - Sustainable Development (P045)	500	0
ROADLINES SCRABBING MACHINE	Works Construction - Works and Services (P049)	100	83
PILOT K50SI SILENT COMPRESSOR AND INSTALL	Cityfleet - Works and Services (P054)	1,100	0
TOPCON TP-4LGV PIPE LASER	Civil Construction - Works and Services (P094)	790	959
ERS TURBO WASH PARTS WASHER	Cityfleet - Works and Services (P095)	0	0
JASMAN ELECTRIC STEAM CLEANER	Cityfleet - Works and Services (P098)	100	0
BENDPAK HOIST	Cityfleet - Works and Services (P114)	1,480	0
Plant Disposed from 2018/19 budget			
HINO 700 FS2844 SINGLE CAB TIPPER TRUCK DSL MAN18SP			
PBB BODY TARP	Works Construction - Works and Services (T029)	52,505	52,505
ISUZU SINGLE CAB TRAY WITH KEVRECK 1500	Projects (T010)	21,492	21,492
KUBOTA F3690 60INCH OUTFRONT MOWER DSL	Plant (M014)	5,981	5,981
KUBOTA F3690 72' OUTFRONT MOWER DSL SIDE DISCHARGE	Plant (M004)	9,357	9,350
Trailer Single Axle Tipping Mower	Plant (P1425)	1,723	1,723
TRAILER LOW LOADER FLOAT .	Works Construction - (P182)	12,593	12,593
Kubota RTV 900 XTW 4WD Utility	Parks South Plant (1290) U106	10,913	10,913
TOYOTA RAV4 CV 2WD WAGON ULP AUTO	C075	17,041	17,041
HINO 700 SERIES FS1ELKD TIPER TRUCK	T027	51,679	51,679
Kubota RTV 900 XTW 4WD Utility	Parks Plant (1289) U105	7,226	7,226
ISUZU FTS800 4WD SINGLE CAB WATER TRUCK DSL MAN			
NUFAB 7000L TANK	T014	50,057	48,227
MITSUBISHI CANTER CREW CAB THREE WAY TIPPER TRUCK			
DSL FEB71 AUTOMATED	T013	22,647	0
MITSUBISHI CANTER CREW CAB THREE WAY TIPPER TRUCK			
DSL FEB71 AUTOMATED	T015	22,647	20,647
SCARAB MERLIN ROADSWEEPER ON NISSAN UD MK240 DSL			
MAN/HYDROSTAT	T050	70,867	0
RFQ09-2019 - Supply and Deliver One New 5T Trayback Truck with Kevrek Crane.	T004	27,332	28,738

**NOTES TO THE STATEMENT OF FINANCIAL ACTIVITY
FOR THE PERIOD ENDED 30 JUNE 2020**

**OPERATING ACTIVITIES
NOTE 4
DISPOSAL OF ASSETS**

Asset	Asset Description	Budget	YTD Actual
		Proceeds	Proceeds
Plant Disposed - other			
Hyundai Sante FE Elite Wagon Auto DSL	Recreation Services -P1411 C03616	24,600	24,600
Hino 500 S-Cab Flocon Truck Kevrek Crane only	Works and Services - P1333 T022		1,553
Honda Potable Generator	Works and Services - P1042 Q003		234
Screentech Trailer custom made	Works and Services - P472 P031		874
Concrete Saw	Works and Services - P1358 P026		584
Concrete Saw	Works and Services - P1361 P015		584
Concrete Saw	Works and Services - P1201 G110		584
Bomag Tamper Compactor	Works and Services - P1158 G034		334
Honda Generator	Works and Services - P1245 Q015		292
Honda Generator	Works and Services - P1041 U027		334
		1,641,731	1,025,181

KEY INFORMATION



**NOTES TO THE STATEMENT OF FINANCIAL ACTIVITY
FOR THE PERIOD ENDED 30 JUNE 2020**

CEO delegation – accepted tenders during the month
Delegation over \$250,000

Tender code	Tender Description	Company Awarded to	Contract Term	Contract Amount
				\$

**NOTES TO THE STATEMENT OF FINANCIAL ACTIVITY
FOR THE PERIOD ENDED 30 JUNE 2020**

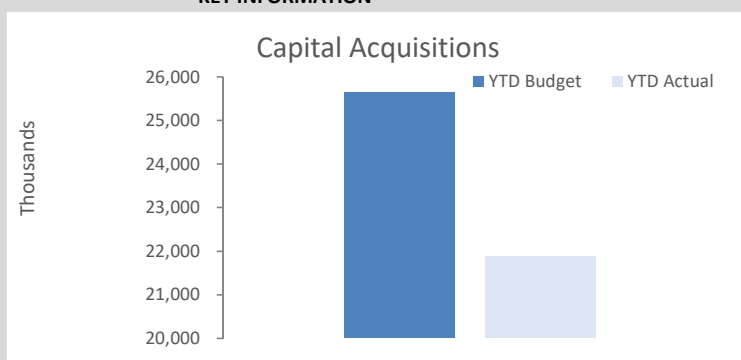
**INVESTING ACTIVITIES
NOTE 6
CAPITAL ACQUISITIONS**

Capital Acquisitions	Adopted Budget	Annual Budget	YTD Budget	YTD Actual	YTD Actual Variance
	\$		\$	\$	\$
Buildings	3,523,900	2,248,863	2,248,863	2,196,899	(51,964)
Equipment	435,532	415,532	415,532	378,656	(36,876)
Machinery	4,064,766	3,082,688	3,082,688	2,704,516	(378,172)
Infrastructure - Roads	11,986,132	9,902,118	9,902,118	8,568,339	(1,333,779)
Bridges	744,980	353,306	353,306	354,846	1,540
Parks	4,221,862	3,397,046	3,397,046	3,094,199	(302,847)
Drainage	1,116,564	922,228	922,228	717,067	(205,161)
Coastal & Estuary	1,610,873	663,420	663,420	518,307	(145,113)
Other Infrastructure	12,012,043	4,656,484	4,656,484	3,348,048	(1,308,436)
Capital Expenditure Totals	39,716,652	25,641,685	25,641,685	21,880,878	(3,760,807)
Capital Acquisitions Funded By:					
	\$		\$	\$	\$
City of Mandurah Contribution	12,862,110	3,829,331	3,829,331	6,915,460	3,086,129
Capital grants and contributions	10,758,324	11,169,433	11,169,433	11,190,237	20,804
Borrowings	8,094,397	4,140,510	4,140,510	2,750,000	(1,390,510)
Other (Disposals & C/Fwd)	1,609,590	1,641,731	1,641,731	1,025,181	(616,550)
Cash Backed Reserves					
Building Reserve	719,448	391,727	391,727	0	(391,727)
Asset Management Reserve	550,000	284,360	284,360	0	(284,360)
Property Acquisition Reserve		379,270	379,270	0	(379,270)
Sustainability Reserve	141,000	19,565	19,565	0	(19,565)
Sanitation Reserve	618,451	144,285	144,285	0	(144,285)
Community Improvements Reserve	53,751	63,698	63,698	0	(63,698)
Traffic Bridge Reserve	495,220	95,220	95,220	0	(95,220)
Mandurah Ocean Marina Reserve	92,128	127,128	127,128	0	(127,128)
Unspent Grants & Contributions Reserve	3,436,338	3,340,562	3,340,562	0	(3,340,562)
Carbon Offset Reserve	40,000	0	0	0	0
Specified Area Rates - Port Mandurah Canals	245,895	0	0	0	0
Sportclubs Maintenance Levy Reserve		14,865	14,865	0	(14,865)
Capital Funding Total	39,716,652	25,641,685	25,641,685	21,880,878	(3,760,807)

SIGNIFICANT ACCOUNTING POLICIES

All assets are initially recognised at cost. Cost is determined as the fair value of the assets given as consideration plus costs incidental to the acquisition. For assets acquired at no cost or for nominal consideration, cost is determined as fair value at the date of acquisition. The cost of non-current assets constructed by the local government includes the cost of all materials used in the construction, direct labour on the project and an appropriate proportion of variable and fixed overhead. Certain asset classes may be revalued on a regular basis such that the carrying values are not materially different from fair value. Assets carried at fair value are to be revalued with sufficient regularity to ensure the carrying amount does not differ materially from that determined using fair value at reporting date.

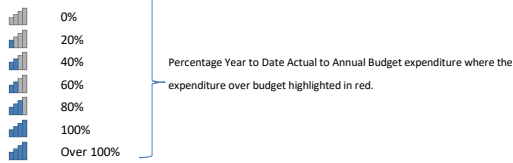
KEY INFORMATION



Acquisitions	Annual Budget	YTD Actual	% Spent
	\$25.64 M	\$21.88 M	85%
Capital Grant	Annual Budget	YTD Actual	% Received
	\$11.17 M	\$11.19 M	100%

NOTES TO THE STATEMENT OF FINANCIAL ACTIVITY
FOR THE PERIOD ENDED 30 JUNE 2020

Capital Expenditure Total
Level of Completion Indicators



Level of completion indicator, please see table at the end of this note for further detail.

Account Description	Adopted Budget	Annual Budget	YTD Budget	YTD Actual	Remaining Unspent Funds	Comment
Buildings						
1632.750578. CSRFF	150,000	62,000	62,000	61,175	825	Completed.
1632.750579. Mh Mustangs FC - Facility Development	174,410	0	0	0	0	Project deferred to 2020/21 following COVID-19 Review.
1632.750580. Peelwood Res - Changeroom Upgrade	21,140	0	0	0	0	Project deferred to 2020/21 following COVID-19 Review.
1632.750581. BDYC Security Upgrade	32,768	32,768	32,768	11,842	20,926	Completed.
1632.750582. Mandurah Library Ablutions Refurbishment	21,140	21,140	21,140	1,140	20,000	Completed.
1632.750583. Museum Garage Area Flooring	11,627	11,627	11,627	10,968	659	Completed.
1632.750584. Tuart Av Community Kitchen Retrofit	264,258	18,058	18,058	17,058	1,000	Project deferred to 2020/21.
1632.750510. CASM Ablution Upgrade	31,711	4,691	4,691	4,691	0	Project deferred to 2020/21.
1632.750585. CASM Sliding Door	21,140	21,140	21,140	20,165	975	Completed.
1632.750586. MARC LED & Lighting Control	52,851	8,671	8,671	8,671	0	Project deferred to 2020/21.
1632.750587. Coodanup Community Centre Ablution	73,993	73,993	73,993	51,893	22,100	Construction complete. Finances to be finalised.
1632.750588. Owen Avenue Ablution	158,554	11,664	11,664	12,707	(1,043)	Project cancelled following COVID-19 Review. Relisted in 2020/21 Ablutions-New Program.
1632.750589. Admin Building First Floor Carpet	52,851	14,316	14,316	14,316	(0)	Project deferred to 2020/21.
1632.750591. Civic Chamber Meeting Rooms	84,563	40,160	40,160	88,053	(47,893)	Project carried over to 2020/21 in May FR. Construction 95% complete. Carryover review to be undertaken in July to reflect true carryover balance.
1632.750590. Civic Building HVAC Replacement	10,570	12,370	12,370	12,370	0	Completed.
1632.750592. MARC Aquatic Window Control Gear	40,168	40,168	40,168	26,818	13,350	Completed.
1632.750593. MARC Roof Access Walkways	63,422	43,422	43,422	37,901	5,521	Completed.
1632.750594. Museum House Asbestos Removal	79,278	79,278	79,278	59,924	19,354	Completed.
1632.750595. Museum Rear Roller Door Replacement	15,855	15,855	15,855	14,550	1,305	Completed.
1632.750596. Museum Window Frames Replacement	26,426	26,426	26,426	29,035	(2,609)	Completed.
1632.750600. Facility Glazing Compliance Upgrade	60,251	54,902	54,902	10,889	44,014	Completed.
1632.750601. East Mandurah Playgroup Roller Door	10,584	10,584	10,584	5,632	4,952	Completed.
1632.750602. Mechanical Workshop Shade Project	13,741	17,290	17,290	17,366	(76)	Completed.
1632.750603. Southern Ops Transportable Meeting Room	84,563	168	168	168	0	Project to be carried over to 2020/21. Contract awarded.
1632.750604. Falcon Pavilion Roof	26,426	9,213	9,213	9,213	0	Completed.
1632.750605. Port Bouvard SLSC Gear Shed Re-Roof	95,133	102,133	102,133	82,493	19,640	Completed.
1632.750606. South Mh Football Club Pavilion	79,278	79,278	79,278	60,955	18,323	Completed.
1632.750609. Site Main Switchboards	95,133	6,000	6,000	0	6,000	Project to be carried over to 2020/21.
1632.750610. Dolphin Drive MATV Compound	10,468	10,468	10,468	10,330	138	Completed.
1632.750611. Marina Ablution Facility Shed	10,468	8,321	8,321	8,321	(0)	Completed. Savings captured in COVID-19 Review.
1632.750516. Change Rooms Upgrade Program	75,000	6,513	6,513	6,513	1	Project to be carried over to 2020/21.
1632.750520. Northport Reserve, Baloo Crescent Facility	80,000	90,790	90,790	90,790	(0)	Completed.
1632.750567. South Mandurah FC Changerooms (CSRFF)	30,000	34,850	34,850	30,000	4,850	2019/20 stage of project complete. Construction to continue in 2020/21 and to be funded by the Restart Mandurah program.
1632.750572. MMFC Upgrade Rushton North Pav (CSRFF)	65,000	38,177	38,177	38,177	(0)	Completed.
1632.750433. Port Bouvard Surf Life Saving Club	34,818	50,476	50,476	50,476	0	Completed.
1632.750416. SL Peelwood Parade Reserve	23,050	47,800	47,800	47,800	(0)	Completed.
1632.750523. Bush Fire Brigade	440,625	531,449	531,449	503,507	27,942	Completed.
1632.750577. New 60 Peel St Demolition	30,000	23,831	23,831	23,831	0	Completed.
1632.750524. SCC & SIPS Buildings energy upgrades	55,000	47,690	47,690	47,690	(0)	Completed.
1632.750454. MARC/Waste Transfer Station - Solar Plan Phase 5	300,993	1,586	1,586	151,589	(150,003)	Project carried over to 2020/21 in May FR. Works progressed in June quicker than expected. Carryover review to be undertaken in July to reflect true carryover balance.
1632.750501. MARC Systems Integration	110,000	36,995	36,995	22,995	87,005	Completed.

Level of completion indicator, please see table at the end of this note for further detail.

Account Description	Adopted Budget	Annual Budget	YTD Budget	YTD Actual	Remaining Unspent Funds	Comment
1632.750532. Civic Building - Tuckey Room	231,698	173,759	173,759	200,543	(26,784)	Project carried over to 2020/21 in May FR. Carryover review to be undertaken in July to reflect true carryover balance.
1632.750289. RS - MARC Redevelopment Stage 2	7,458	7,663	7,663	7,663	0	Completed.
1632.750573. MARC squash court roof drainage	20,000	3,043	3,043	3,043	0	Completed.
1632.750575. Central Boardwalk	80,000	115,000	115,000	109,593	5,407	Completed.
1632.750451. Bortolo Reserve Sports Lighting	67,488	57,095	57,095	57,095	0	Completed.
1632.750498. Museum Courtroom Interpretation Project		11,561	11,561	11,561	0	Completed.
1632.750550. Indoor Sports Facility		0	0	0	0	Completed.
1632.750612. WMC Tipping Shed Security Doors		60,000	60,000	51,713	8,287	Completed.
1632.750512. Mandurah Library Staff Workroom		0	0	(129)	129	Credit received for works on 2018/19 capital project.
1632.750613. MARC Aquatic Condensation		44,616	44,616	37,581	7,035	Completed.
1632.750614. Museum Office Ceiling Refurbishment		0	0	0	0	Project cancelled following COVID-19 Review.
1632.750615. MSLSC Carpet Replacement		6,000	6,000	6,000	0	Completed.
1632.750616. Park Rd SES Building Workshop Upgrade		15,000	15,000	1,370	13,630	Construction complete. Finances to be finalised.
Bridges						
1634.880011. Mandurah Traffic Bridge Feature Lighting	10,570	10,072	10,072	10,072	1	Completed.
1634.880001. Old Mandurah Bridge	495,220	100,000	100,000	100,000	0	Project to be carried over to 2020/21. Design progressing in line with the plans for the western foreshore redevelopment and reviewing site requirements.
1634.880010. New Bridge boardwalk extension stairway	239,190	243,234	243,234	244,774	(1,540)	Completed.
Parks						
1635.700395. Falcon Reserve Activation Plan	250,639	41,604	41,604	45,396	(3,792)	Project carried over to 2020/21 in May FR. Carryover review to be undertaken in July to reflect true carryover balance.
1635.700396. Falcon Skate Park Upgrade	400,000	240,000	240,000	238,209	1,791	Project to be carried over to 2020/21. Works to be completed mid July.
1635.700397. Fowler Reserve - Cricket Nets	18,000	18,000	18,000	16,980	1,020	Completed.
1635.700398. Rushton Park Development Works	40,000	40,000	40,000	40,000	0	Completed.
1635.700399. Lakelands Community Garden	30,000	0	0	0	0	Project deferred to 2020/21 following COVID-19 Review.
1635.700436. Upgrade Billy Dowers Outdoor Space	32,000	32,000	32,000	35,070	(3,070)	Completed.
1635.700400. Westbury Way Offset Fencing	16,000	13,745	13,745	13,745	0	Completed.
1635.700430. Kerosene Tank Bunding	15,000	15,000	15,000	3,516	11,484	Unspent to be carried over to 2020/21 as tank was not delivered prior to 30/06.
1635.700401. Birchley Reserve Upgrade Stage 2	136,712	136,712	136,712	134,120	2,592	Completed.
1635.700402. Falcon Bay Foreshore Stage 3 of 4	341,780	341,780	341,780	342,284	(504)	Construction complete. Finances to be finalised.
1635.700403. Grahame Heal Reserve	96,838	29,663	29,663	14,958	14,705	Project to be carried over to 2020/21.
1635.700404. Halls Head Recycled Water	227,854	217,854	217,854	122,686	95,168	Construction complete. Finances to be finalised.
1635.700405. Mandjar Square Final Stage	341,780	336,780	336,780	313,098	23,682	Construction complete. Finances to be finalised.
1635.700406. Pebble Beach Boulevard Res 46649	182,282	25,337	25,337	25,337	0	Project to be carried over to 2020/21.
1635.700407. Pinjarra Road East Stage 2	284,817	304,817	304,817	304,513	304	Construction complete. Finances to be finalised.
1635.700408. Riverview Foreshore Stage 2	22,785	17,785	17,785	12,886	4,899	Completed.
1635.700409. San Marco Quays Playground Final Stage	22,785	24,053	24,053	24,053	(0)	Completed.
1635.700410. Westbury Way North side POS Stage 3	227,854	227,854	227,854	223,498	4,356	Construction complete. Finances to be finalised.
1635.700411. Convert Sporting Ovals to SDS	50,000	50,000	50,000	41,896	8,104	Construction complete. Finances to be finalised.
1635.700412. Dawesville Reserve Firebreaks	14,810	14,810	14,810	9,844	4,966	Completed.
1635.700413. Duverney Park Picnic Facilities	22,785	22,785	22,785	22,564	221	Construction complete. Finances to be finalised.
1635.700415. Melaleuca Reserve Shade Sail	30,760	30,760	30,760	31,170	(410)	Completed.
1635.700416. Moorhen Green Upgrade	34,178	34,178	34,178	33,963	215	Completed.
1635.700417. Old Yacht Club Superficial Bore	41,074	41,074	41,074	28,558	12,516	Construction complete. Finances to be finalised.
1635.700414. Jerramungup Gdn/Wittenoorn Turn	28,481	28,481	28,481	23,741	4,740	Construction complete. Finances to be finalised.
1635.700418. Shade Sales Various Sites	113,927	93,927	93,927	88,126	5,801	Construction complete. Finances to be finalised.
1635.700420. Basketball Hoops Renewal	20,000	20,000	20,000	18,134	1,866	Completed.
1635.700421. Eastern Foreshore Softfall Renewal	12,134	12,134	12,134	1,484	10,650	Unspent to be carried over to 2020/21 as liquid rubber could not be poured prior to 30/06, due to poor weather conditions. Works scheduled for 03/07/20.
1635.700422. Louis Dawe Park Renewal	68,356	22,144	22,144	23,639	(1,495)	Project carried over to 2020/21 in May FR. Carryover review to be undertaken in July to reflect true carryover balance.
1635.700423. Mogum Reserve Softfall Renewal	30,000	30,000	30,000	0	30,000	Unspent to be carried over to 2020/21 as liquid rubber could not be poured prior to 30/06, due to poor weather conditions. Works scheduled for 03/07/20.
1635.700424. Olive Road Foreshore Renewal	28,481	17,000	17,000	17,981	(981)	Completed.
1635.700425. Quandong Reserve Renewal	60,000	33,000	33,000	21,052	11,948	Completed.
1635.700426. Rushton Park Fencing Renewal	20,000	20,000	20,000	17,210	2,790	Completed.
1635.700427. Signage	56,963	16,963	16,963	13,486	3,477	Construction complete. Finances to be finalised.
1635.700431. Electric BBQ Replacement	68,708	58,708	58,708	58,696	12	Completed.
1635.700432. Goegrup Lake Boardwalk	63,470	3,470	3,470	0	3,470	Maintenance is currently being undertaken. The capital works required is currently being assessed to determine the scope and financial implications.
1635.700433. Estuary Road Boardwalk	21,237	13,281	13,281	13,281	0	Completed.
1635.700434. Bethyl Corner Renewal	158,554	140,767	140,767	149,224	(8,457)	Completed. Overspend due to additional footing works required to support the wall.
1635.700435. Power Meter Enclosures	95,133	95,133	95,133	53,137	41,996	Completed.
1635.700429. Town Beach Shower	20,937	19,032	19,032	19,032	(0)	Completed.
1635.700364. Mandjar Square Water Feature	199,325	196,736	196,736	196,736	0	Completed.

Level of completion indicator, please see table at the end of this note for further detail.

Account Description	Adopted Budget	Annual Budget	YTD Budget	YTD Actual	Remaining Unspent Funds	Comment
1635.700346. Coote Reserve BMX Track	60,000	65,000	65,000	65,079	(79)	Completed.
1635.700361. Mandjar Square Stage 3 & 4	90,000	62,150	62,150	62,150	0	Completed.
1635.700365. Novara Foreshore Stage 3	50,000	106,354	106,354	98,735	7,619	Construction complete. Finances to be finalised.
1635.700377. MARC improvement to car park area	5,000	4,570	4,570	3,750	820	Project to be carried over to 2020/21.
1635.700385. Lakes Lawn Cemetery - Signage	9,998	8,316	8,316	6,427	1,889	Completed.
1635.700387. Parks and Reserves Signage	12,925	0	0	0	0	Carryover budget not required. Completed in 2018/19. Committed PO has been cancelled.
1635.700389. Lakes Lawn Cemetery Gates/signage	7,500	0	0	0	0	Completed.
1635.700376. Mandurah Rd median - Gordon to Meadow Sp	40,000	48,491	48,491	48,491	0	Completed.
1635.700363. Falcon Bay Foreshore Stage 2		17,798	17,798	15,744	2,054	Completed.
1635.700437. Mandurah Croquet Club Shade Structures		7,000	7,000	520	6,480	Completed.
Roads						
1636.500946. Flagpole Lighting ADC Buildings	15,855	5,711	5,711	5,711	(0)	Completed.
1636.500947. Reserve Lighting Device Upgrade	7,000	7,000	7,000	5,390	1,610	Completed.
1636.500948. Sthn Districts Fire Brigade (Carpark)	54,516	54,516	54,516	55,053	(537)	Construction complete. Finances to be finalised.
1636.500949. City Centre Parking and Signage	160,385	0	0	0	0	Project cancelled following COVID-19 Review.
1636.500950. Smart Street Mall Upgrade	1,503,613	503,613	503,613	126,364	377,249	Project to be carried over to 2020/21.
1636.500951. RC Dower Street	817,747	817,747	817,747	812,409	5,339	Completed.
1636.500952. RC Mississippi Drive	436,132	341,132	341,132	253,910	87,222	Construction complete. Finances to be finalised.
1636.500953. RC Peel Street	817,747	567,748	567,748	281,472	286,276	Unspent to be carried over to 2020/21 as weather conditions impacted work schedule. Project to be carried over to 2020/21. Construction 50% completed.
1636.500954. RC Pinjarra Road	760,839	760,839	760,839	741,887	18,952	Construction complete. Finances to be finalised.
1636.500955. RR Bailey Boulevard	281,154	291,154	291,154	251,121	40,033	Construction complete. Finances to be finalised.
1636.500956. RR Beacham Street	365,501	236,006	236,006	236,005	1	Completed.
1636.500957. RR Clarice Street	275,531	325,531	325,531	325,399	132	Completed.
1636.500958. RR Creery Street	84,347	80,056	80,056	80,056	0	Completed.
1636.500959. RR Fernwood Rd/Old Coast Rd	208,054	68,054	68,054	62,163	5,891	Completed.
1636.500960. RR Gordon Road	281,154	221,154	221,154	221,171	(17)	Completed.
1636.500961. RR Merrivale Street	404,862	329,561	329,561	342,170	(12,609)	Completed. Overspend due to third party quotations for services being less than what was actually invoiced by the contractor.
1636.500962. RR Thera Street	337,385	317,385	317,385	193,589	123,796	Project to be carried over to 2020/21. Works for Stage 1 100% complete.
1636.500963. TM Discretionary Traffic Mgmt	109,033	62,405	62,405	68,153	(5,748)	Project carried over to 2020/21 in May FR. Carryover review to be undertaken in July to reflect true carryover balance.
1636.500964. TM Old Coast Rd/Rutland Dr Roundabout	109,033	124,033	124,033	122,116	1,917	Completed.
1636.500965. TM Wilderness Dr/Old Coast Rd	109,033	114,033	114,033	106,177	7,857	Completed.
1636.500966. CP Aldgate St Realignment Stage 2	81,775	41,776	41,776	42,195	(419)	Construction complete. Finances to be finalised.
1636.500967. CP Pinjarra Rd/Sutton St	32,710	71,311	71,311	71,080	231	Completed.
1636.500968. RS Aberdeen Close	15,183	43,245	43,245	43,245	(0)	Completed.
1636.500969. RS Aberdeen Cl/Balmoral Pde Intersection	10,122	0	0	0	0	Funds reallocated to RS Aberdeen Close.
1636.500970. RS Achilles Place	67,477	40,510	40,510	40,510	(0)	Completed.
1636.500971. RS Aldgate St/Parkview St Intersection	16,026	24,120	24,120	18,309	5,811	Completed.
1636.500972. RS Beam Road	56,230	44,984	44,984	44,683	301	Completed.
1636.500973. RS Esprit Parkway	140,577	56,685	56,685	56,685	0	Completed.
1636.500974. RS Ferguson St/Ivanhoe Crs	56,230	43,421	43,421	43,422	(1)	Completed.
1636.500975. RS Fernwood Rd/Timbers Edge Intersection	56,230	56,230	56,230	49,143	7,087	Completed.
1636.500976. RS Frankland Place	41,050	56,230	56,230	45,909	10,321	Completed.
1636.500977. RS Hillway Street	38,517	30,492	30,492	30,492	(0)	Completed.
1636.500978. RS Leighton Rd/Halls Head Pde	33,176	79,347	79,347	76,253	3,094	Completed.
1636.500979. RS Lord Hobart Dve/Addingham Blvd	16,869	297,477	297,477	266,476	31,001	Construction complete. Finances to be finalised.
1636.500980. RS Mississippi Drive	134,954	112,462	112,462	100,634	11,828	Construction complete. Finances to be finalised.
1636.500981. RS Peel St/Ormsby Tce Roundabout	39,361	84,347	84,347	59,950	24,397	Construction complete. Finances to be finalised.
1636.500982. RS Peelwood Parade	35,706	85,000	85,000	56,991	28,009	Completed.
1636.500983. RS Peelwood Pde/Mahogany Dr	25,303	27,903	27,903	27,904	(1)	Completed.
1636.500984. RS Watersun Drive	84,347	51,809	51,809	51,809	0	Completed.
1636.500985. RS Yalgor Heights	67,477	23,288	23,288	23,288	(0)	Completed.
1636.500986. RS Yarri Way	24,180	17,187	17,187	17,187	0	Completed.
1636.500987. SP Albermarle Close	28,349	0	0	2,349	(2,349)	Funds returned at Budget Review.
1636.500988. SP Blakeley Street	57,242	51,885	51,885	37,172	14,713	Construction complete. Finances to be finalised.
1636.500989. SP Boileau Place	19,626	19,663	19,663	19,664	(1)	Completed.
1636.500990. SP Cox Bay	21,807	26,807	26,807	3,338	23,469	Unspent funds requested to be carried over to 2020/21 as project was not completed prior to 30/06 due to changes required to the scope. Construction 10% complete.
1636.500991. SP Dichondra Pass	58,333	54,064	54,064	52,842	1,222	Completed.
1636.500992. SP Duverney Park PAW	70,872	70,872	70,872	65,711	5,161	Completed.

Level of completion indicator, please see table at the end of this note for further detail.

Account Description	Adopted Budget	Annual Budget	YTD Budget	YTD Actual	Remaining Unspent Funds	Comment
1636.500993. SP Gillark Street	32,165	42,679	42,679	42,680	(1)	Completed.
1636.500994. SP Janice Avenue	119,936	98,144	98,144	98,144	0	Completed.
1636.500995. SP Jubata Gardens	39,252	47,458	47,458	42,481	4,977	Completed.
1636.500996. SP Lefroy Street	52,881	31,348	31,348	40,027	(8,679)	Completed. Estimated savings were identified in May after construction was completed and reallocated to project SP Old Coast Rd. However two late invoices were received for the preparation of the footpath prior to concrete laid resulting in the overspend.
1636.500997. SP Mandurah Road, Erskine	21,807	10,000	10,000	6,789	3,211	Construction not going ahead. Design costs to be finalised.
1636.500998. SP Missing Links	87,227	87,227	87,227	70,224	17,003	Construction complete. Finances to be finalised.
1636.500999. SP Oakwood Gate	41,433	39,007	39,007	39,007	(0)	Completed.
1636.501000. SP Old Coast Road, Halls Head	43,612	53,780	53,780	54,878	(1,098)	Completed.
1636.501001. SP Orelia Street	28,349	26,901	26,901	26,901	0	Completed.
1636.501002. SP Pedestrian Crossing Upgrades	54,516	54,516	54,516	37,123	17,393	Construction complete. Finances to be finalised.
1636.501003. SP Perida Way	26,168	22,739	22,739	22,738	1	Completed.
1636.501004. SP Sandeland Avenue	25,077	24,092	24,092	24,091	1	Completed.
1636.501005. SP Sunview Rise PAW	27,803	9,638	9,638	9,638	(0)	Completed.
1636.501006. SP Swinton Place	25,077	30,897	30,897	24,435	6,462	Completed.
1636.501007. Bus shelters	63,612	63,612	63,612	51,946	11,666	Construction complete. Finances to be finalised.
1636.501008. SL Gibson Street	109,033	49,033	49,033	36,385	12,648	Completed.
1636.501009. SL Lakes Road	76,324	76,324	76,324	75,934	390	Completed.
1636.501010. SL Minor Improvements	54,516	98,182	98,182	70,841	27,341	Construction complete. Finances to be finalised.
1636.501011. SL Train Station Access Path	54,516	19,516	19,516	15,876	3,640	Completed.
1636.501012. Depot Stockpile Upgrades	25,000	50,000	50,000	660	49,340	Construction complete. Finances to be finalised.
1636.501015. Light Pole Replacement Program	105,703	0	0	0	0	Funds returned at Budget Review. Works to be re-budgeted in the future.
1636.501016. MOM Canal Light Poles	98,304	78,304	78,304	70,090	8,214	Completed.
1636.501022. Parks and Reserves LED Program	63,422	63,422	63,422	62,446	976	Completed.
1636.501017. Port Mandurah SL Rectification Project	52,851	52,851	52,851	51,085	1,766	Completed.
1636.501018. WMC Out Weighbridge Road Repairs	50,120	50,120	50,120	11,029	39,091	Construction to commence Q4. Forecasted to be completed prior to 30/06.
1636.501019. WMC Recovery Facility Hardstand	250,602	0	0	0	0	Project to be carried over to 2020/21.
1636.501021. South Harbour Paving Replacement	78,515	45,459	45,459	45,459	(0)	Completed.
1636.500798. Dower St - Pinjarra Rd Intersection	381,206	379,369	379,369	378,397	972	Completed.
1636.500887. Dower Street	261,047	348,861	348,861	349,133	(272)	Completed.
1636.500889. Lakes Rd	27,312	55,759	55,759	58,250	(2,491)	Completed.
1636.500892. Smokebush Retreat	132,000	46,033	46,033	41,008	5,025	Construction complete and financially complete.
1636.500894. Coodanup Drive	90,000	94,360	94,360	94,360	(0)	Project to be carried over to 2020/21. Works will be committed for lighting, however will not be completed by 30/06.
1636.500904. Yeedong Road	5,000	28,125	28,125	28,771	(646)	Completed.
1636.500909. Pinjarra Road Carpark	200,000	183,097	183,097	183,097	(0)	Completed.
1636.500914. Coolibah Avenue Resurfacing	205,000	200,222	200,222	200,222	0	Completed.
1636.500932. Pedestrian Lighting to PAW	37,472	37,472	37,472	24,344	13,128	Construction complete. Finances to be finalised.
1636.500942. PTA Bus Embayment - 27636	248,122	235,400	235,400	235,399	1	Completed.
1636.500943. PTA Bus Embayment - 27635	192,502	189,746	189,746	189,746	(0)	Completed.
1636.500944. WMC Top Shed Roadworks	30,000	34,165	34,165	34,165	(0)	Completed.
1636.501023. Dudley Park PS Carpark		86,467	86,467	64,255	22,212	Completed.
1636.501024. Mandurah Terrace Modifications		19,000	19,000	18,731	269	Completed.
Drainage						
1637.600155. DR Discretionary Improvements	112,462	112,462	112,462	24,413	88,049	Construction complete. Finances to be finalised.
1637.600156. DR Donnelly Gardens	11,246	11,246	11,246	8,419	2,827	Completed.
1637.600157. DR Estuary Heights Place	44,984	44,984	44,984	40,399	4,585	Completed.
1637.600158. DR Estuary View Road	22,493	37,492	37,492	27,388	10,105	Completed.
1637.600159. DR Harvey View Drive	16,869	16,869	16,869	9,772	7,097	Completed.
1637.600160. DR Henson St/Mandurah Tce	33,739	33,739	33,739	26,929	6,810	Construction complete. Finances to be finalised.
1637.600161. DR Leura Street	84,347	84,347	84,347	71,685	12,662	Completed.
1637.600162. DR Lord Hobart Drive	67,477	67,477	67,477	56,633	10,844	Completed.
1637.600163. DR Mulberry Close	22,493	25,293	25,293	25,413	(120)	Completed.
1637.600164. DR Orion Rd Park Stage 2	112,462	91,743	91,743	95,567	(3,824)	Project carried over to 2020/21 in May FR. Carryover review to be undertaken in July to reflect true carryover balance.
1637.600165. DR Rialto & Bermuda Plcs Accessway	22,493	7,393	7,393	7,393	0	Completed.
1637.600166. DR Riverina Avenue	16,869	16,869	16,869	9,342	7,527	Completed.
1637.600167. DR Spinaway Parade	56,230	226,231	226,231	202,353	23,878	Construction complete. Finances to be finalised.
1637.600168. DR Sunview Rise	56,230	53,430	53,430	18,606	34,824	Construction complete. Finances to be finalised.
1637.600169. DR Water Sensitive Urban Design	224,924	0	0	0	0	Funds reallocated at Budget Review to other drainage and road projects.
1637.600170. DR Yalgorup Drive	11,246	0	0	0	0	Project cancelled following COVID-19 Review.

Level of completion indicator, please see table at the end of this note for further detail.

Account Description	Adopted Budget	Annual Budget	YTD Budget	YTD Actual	Remaining Unspent Funds	Comment
1637.600152. William/Bertram Road	150,000	37,360	37,360	37,463	(103)	Completed.
1637.600148. City Centre Drainage Upgrade Stage 2	50,000	55,293	55,293	55,292	1	Completed.
Coastal & Estuary						
1639.910095. Avalon Foreshore (Westview Parade)	56,963	50,963	50,963	23,177	27,786	Project to be carried over to 2020/21.
1639.910096. San Remo Beach Universal Access	17,089	17,089	17,089	12,741	4,348	Construction complete and financially complete.
1639.910097. Breakwater Parade Fishing Platform	73,280	51,470	51,470	51,459	11	Completed.
1639.910098. Jetties - ABCDEFGH Main Marina	12,562	7,312	7,312	7,312	0	Completed.
1639.910099. Jetties - J and K	52,342	36,121	36,121	36,121	0	Completed.
1639.910100. Marina Commercial Jetty	52,342	34,352	34,352	34,345	7	Completed.
1639.910101. Marina Sth Harbour MATV Pits	10,468	0	0	0	0	Project cancelled following COVID-19 Review.
1639.910102. South Harbour Upgrade	240,777	286,643	286,643	245,857	40,786	Completed.
1639.910103. Dawesville Channel Fishing Platform	52,342	52,342	52,342	36,005	16,337	Completed.
1639.910104. Mariners Cove Café	31,405	0	0	0	0	Project cancelled following COVID-19 Review.
1639.910105. Parkridge Boat Ramp	73,280	0	0	0	0	Project deferred to 2020/21 following COVID-19 Review. 2019/20 RFBS funding \$16,410 cancelled, required to reapply in 2020/21.
1639.910084. Cambria Island Abutment wall repairs	92,128	127,128	127,128	71,290	55,838	Completed.
1639.910094. Dredging Port Mandurah Entrance	245,895	0	0	0	0	Completed.
1639.910089. Shark Mitigation Project	600,000	0	0	0	0	Carryover project not going ahead.
Equipment						
1640.820171. MARC Basketball Backboards	55,000	55,000	55,000	51,600	3,400	Completed.
1640.820172. Christmas Decorations 2019	190,266	190,266	190,266	182,916	7,350	Completed.
1640.820173. Council Chambers Furniture	190,266	170,266	170,266	144,140	26,126	Completed.
1640.820174. MPAC Orchestra Lift		0	0	0	0	Project to be carried over to 2020/21.
Plant & Machinery						
1641.770001. Light Passenger Vehicles - Replacement	321,510	299,113	299,113	267,633	31,480	
1641.770002. Light Commercial Vehicles - Replacement	642,161	642,161	642,161	591,118	51,043	
1641.770005. Light Passenger Vehicles - New	22,000	22,000	22,000	22,866	(866)	
1641.770018. Light Commercial Vehicles - New	78,500	78,500	78,500	40,283	38,217	
1641.770006. Trucks & Buses Replacements	2,020,384	1,165,206	1,165,206	1,160,202	5,004	
1641.770007. Trailers	135,035	115,362	115,362	103,425	11,937	
1641.770009. Parks & Mowers	363,150	239,845	239,845	211,964	27,881	
1641.770011. Miscellaneous Equipment >\$1500	345,526	384,001	384,001	170,526	213,475	
1641.770008. Construction Vehicles	136,500	136,500	136,500	136,500	0	
Other Infrastructure						
1643.930032. Road Sweeper Spoil	35,000	20,000	20,000	59,226	(39,226)	Construction complete and financially complete. Works progressed in June quicker than expected. Carryover review to be undertaken in July to reflect true carryover balance.
1643.930030. Waterfront Design Project	260,000	379,270	379,270	372,664	6,606	Completed.
1643.930027. Tims Thicket Septage Ponds Upgrade	368,451	0	0	0	0	Project on hold due to pending department approval. Funds in reserve until ready to commence.
1644.000000. Eastern Foreshore	55,129	50,305	50,305	49,105	1,200	Completed. Savings captured in COVID-19 Review.
1646.750496. Lakelands DOS Clubroom Facility	2,325,470	2,757,070	2,757,070	2,194,546	562,524	Project to be carried over to 2020/21. Construction 60% complete.
1646.000000. Lakelands DOS	2,682,890	949,839	949,839	441,160	508,679	Project to be carried over to 2020/21. Tender submissions being assessed.
1647.920027. Eastern Foreshore South Precinct	2,255,420	100,000	100,000	33,500	66,500	Project to be carried over to 2020/21.
1647.920028. Western Foreshore Recreation Precinct	4,029,683	400,000	400,000	197,847	202,153	Project to be carried over to 2020/21.
Grand Total	39,716,652	25,632,820	25,632,820	21,872,019	3,760,801	

NOTES TO THE STATEMENT OF FINANCIAL ACTIVITY
FOR THE PERIOD ENDED 30 JUNE 2020

FINANCING ACTIVITIES
NOTE 7
BORROWINGS

Repayments - Borrowings

Information on Borrowings Particulars	1 July 2019	New Loans		Principal Repayments		Principal Outstanding		Interest Repayments	
		Actual	Budget	Actual	Budget	Actual	Budget	Actual	Budget
	\$	\$	\$	\$	\$	\$	\$	\$	\$
Law, order, public safety									
Port Bouvard Surf Life Saving Club [316(v)]	15,279			15,279	13,999	0	1,280	240	257
Health									
						0	0		
						0	0		
Community amenities									
Compactor Waste Trailers and Dolly	295,119			54,303	52,571	240,815	242,548	8,409	10,141
Waste Water Reuse	195,921			49,667	40,548	146,254	155,373	5,170	6,332
Halls Head Ablution Block	130,614			33,110	27,032	97,504	103,582	3,446	4,221
Halls Head Recycled Water		200,000	200,000	0	1,372	200,000	198,628	0	635
Ablutions 19/20		0		0	1,030	0	-1,030	0	476
Recreation and culture									
Allnutt Reserve Bowling Facility [316(iii)]	71,504			71,504	65,515	0	5,989	1,018	1,200
Town Beach Ablutions [316(vii)]	30,557			30,557	27,999	0	2,558	419	513
Rushton Park Redevelopment [318(ii)]	549,398			215,049	168,523	334,349	380,875	4,969	16,142
Meadow Springs Pavillion [318(iii)]	412,073			161,539	126,393	250,534	285,680	3,732	12,107
Mandurah Rugby Club	82,842			40,374	40,025	42,467	42,817	1,938	2,287
Mandurah Cricket Club	27,611			13,466	13,350	14,145	14,261	646	762
Mandurah Football & Sporting	242,296			77,167	75,925	165,130	166,371	6,413	7,655
Mandurah Rugby Club	18,637			5,939	5,843	12,698	12,794	493	589
Allnutt Reserve Bowling Facility	1,641,209			548,328	517,401	1,092,880	1,123,808	21,240	52,167
Ablutions - Netball Centre [329(i)]	130,469			41,887	40,882	88,582	89,587	2,487	4,122
Parks Construction [329(v)]	128,976			41,887	40,415	87,088	88,561	2,487	4,075
Halls Head Bowling Club Upgrade	344,004			33,208	31,024	310,795	312,980	10,256	12,440
Parks - Falcon Bay Reserve	97,095			24,705	22,253	72,389	74,842	372	3,240
Aquatic & recreation Centre	922,603			158,639	138,889	763,964	783,714	12,661	32,411
Aquatic & recreation Centre Stage 1	582,882			78,971	70,073	503,910	512,809	11,821	20,719
Aquatic & recreation Centre Stage 2	1,494,078			216,261	180,818	1,277,816	1,313,260	18,027	53,470
Eastern Foreshore Wall	973,173			137,240	117,082	835,933	856,091	14,464	34,622
MARC Stage 2	1,685,125			456,231	351,420	1,228,894	1,333,705	17,709	54,878
Falcon Bay Seawall	326,902			82,066	67,677	244,836	259,225	8,642	10,568
MARC Solar Plan	191,804			18,315	17,096	173,490	174,708	5,721	6,940
Novara Foreshore Stage 2	383,609			36,629	34,192	346,979	349,417	11,443	13,880
Falcon Bay Foreshore Development	383,609			36,629	34,192	346,979	349,417	11,443	13,880
Mandjar Square Development	479,513			45,883	42,734	433,630	436,779	14,201	17,350
Lakelands DOS	2,665,001			299,003	239,294	2,365,997	2,425,707	37,453	97,162
Falcon Seawall	500,167			41,308	42,021	458,859	458,146	13,532	18,195
Manjar Square Stage 3 and 4	1,000,332			92,157	84,029	908,175	916,303	17,523	36,391
Novara Foreshore Stage 3	200,067			16,485	16,806	183,582	183,261	5,451	7,278
Western Foreshore Recreation Precinct		0	0	0	8,712	0	-8,712	0	4,033
Smart Street Mall Upgrade		500,000	500,000	0	10,288	500,000	489,712	0	4,764
Westbury Way North side POS Stage 3		200,000	200,000	0	1,372	200,000	198,628	0	635
Falcon Bay Foreshore Stage 3 of 4		300,000	300,000	0	2,058	300,000	297,942	0	953
Mandjar Square Final Stage		300,000	300,000	0	2,058	300,000	297,942	0	953
Falcon Skate Park Upgrade		120,000	120,000	0	1,372	120,000	118,628	0	635
Transport									
Road Construction [316(ii)]	228,874			228,874	209,707	0	19,167	3,234	3,843
Car Parking [316(iv)]	16,807			16,807	15,400	0	1,407	240	282
Road Construction [318(v)]	1,373,448			537,116	421,309	836,332	952,139	12,410	40,356
Drainage [318(iv)]	137,327			53,510	42,131	83,817	95,196	1,236	4,036
Road Construction [329(ii)]	279,574			91,165	87,605	188,409	191,969	5,414	8,833
Drainage Construction [329(iii)]	93,191			29,567	29,201	63,624	63,990	1,756	2,944
Peelwood Oval - Parking [329(iv)]	37,277			12,320	11,681	24,957	25,596	732	1,178
Path Construction [329(vi)]	21,247			7,392	6,658	13,855	14,589	439	671
Street Lighting [329(viii)]	27,958			9,856	8,760	18,102	19,198	585	883
Road Construction	433,530			112,546	99,358	320,984	334,172	1,697	14,469
New Pedestrian Bridge Construction	596,197			115,002	106,210	481,195	489,987	11,694	20,486
New Road Construction	661,855			116,906	99,077	544,949	562,778	5,110	23,155
New Road Construction	752,108			100,457	90,409	651,651	661,699	16,687	26,735
WMC Tims Thicket	112,813			14,268	13,570	98,546	99,243	3,312	4,010
Road Construction	515,930			130,877	106,777	385,053	409,153	13,511	16,674
MARC Carpark	391,846			99,325	81,097	292,522	310,749	10,339	12,664
MPAC Forecourt	163,270			41,384	33,790	121,886	129,480	4,308	5,277
Mandurah Marina	191,804			18,315	17,096	173,490	174,708	5,721	6,940
MARC Carpark	287,709			27,466	25,638	260,243	262,071	8,582	10,410
Mandurah Foreshore Boardwalk Renewal	431,563			41,301	38,457	390,262	393,106	12,771	15,615
Smoke Bush Retreat Footpath	95,900			9,164	8,554	86,737	87,346	2,860	3,470
New Road Construction	1,346,887			155,003	120,927	1,191,883	1,225,960	15,025	49,101
New Boardwalks 18/19	500,167			41,308	42,021	458,859	458,146	13,532	18,195
Coodanup Drive - Road Rehabilitation	100,034			8,243	8,409	91,791	91,625	2,725	3,639
Pinjarra Road Carpark	200,067			16,485	16,806	183,582	183,261	5,451	7,278
New Road Construction 18/19	1,650,547			153,191	138,675	1,497,356	1,511,872	27,769	60,044
South Harbour Upgrade	0	230,000	230,000	0	1,578	230,000	228,422	0	730
New Road Construction 19/20	0	900,000	900,000	0	8,231	900,000	891,769	0	3,811
Other property and services									
Office Building	460,823			245,807	243,983	215,015	216,840	10,369	12,193
Information Systems [316(i)]	15,278			13,999	13,999	0	1,279	240	257
IT Server Room Upgrade [316(vi)]	41,252			41,252	37,797	0	3,455	599	693
IT Communications Equipment [318(i)]	109,821			42,404	33,704	67,417	76,117	980	3,228
IT Equipment [329(vii)]	38,021			12,320	11,914	25,701	26,107	732	1,201
Land Purchase	1,848,929			1,848,929	584,038	1,223,995	1,264,891	17,990	58,886

**NOTES TO THE STATEMENT OF FINANCIAL ACTIVITY
FOR THE PERIOD ENDED 30 JUNE 2020**

**FINANCING ACTIVITIES
NOTE 7
BORROWINGS**

Repayments - Borrowings

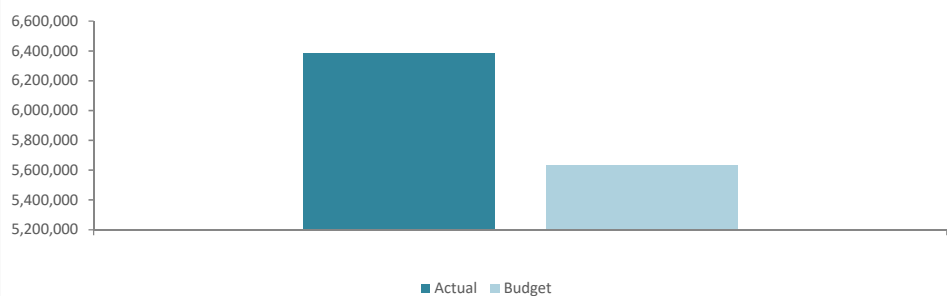
Information on Borrowings Particulars	1 July 2019	New Loans		Principal Repayments		Principal Outstanding		Interest Repayments	
		Actual	Budget	Actual	Budget	Actual	Budget	Actual	Budget
Civic Building - Tuckey Room Extension	500,167			41,308	42,021	458,859	458,146	13,532	18,195
	29,864,688	2,750,000	2,750,000	6,384,931	5,630,871	26,229,753	26,983,817	505,408	1,029,460
Total	29,864,688	2,750,000	2,750,000	6,384,931	5,630,871	26,229,753	26,983,817	505,408	1,029,460
Current borrowings	5,630,871		2,750,000	6,384,931	5,630,871	-1,424,226	5,630,871	505,408	1,029,460
Non-current borrowings	24,233,817					27,653,979	21,352,946		
	29,864,688					26,229,753	26,983,817		

All debenture repayments were financed by general purpose revenue.

KEY INFORMATION

All loans and borrowings are initially recognised at the fair value of the consideration received less directly attributable transaction costs. After initial recognition, interest-bearing loans and borrowings are subsequently measured at amortised cost using the effective interest method. Fees paid on the establishment of loan facilities that are yield related are included as part of the carrying amount of the loans and borrowings.

2019/20 Principal Repayments



Principal Repayments

\$6,384,931

Interest Expense

\$505,408

Loans Due

\$26.23 M

**NOTES TO THE STATEMENT OF FINANCIAL ACTIVITY
FOR THE PERIOD ENDED 30 JUNE 2020**

NOTE 8

OPERATING GRANTS AND CONTRIBUTIONS

Operating Grants, Subsidies and Contributions Revenue

Provider	Adopted Budget	Budget Variations	Annual Budget	YTD Revenue Actual
	\$	\$	\$	\$
Operating Grants and Subsidies				
General purpose funding				
Financial Assistance Grant - General Purpose	845,000		845,000	1,827,540
Financial Assistance Grant - Local Roads	670,000		670,000	1,374,862
Law, order, public safety				
ADF Grant - Alcohol and Drug Foundation	40,000		40,000	28,040
Healthways Grant	0		0	9,750
Operating Grant SES	38,816		38,816	50,754
Operating Grant Southern Districts Fire Brigade	24,624		24,624	30,451
DFES Bushfire Mitigation Funding	0	125,000	125,000	146,425
Lifeguard Service Funding	100,000		100,000	95,667
Education and welfare				
Waterwise Verge Grant	10,000		10,000	10,000
NAIDOC	3,000		3,000	0
International Disability Day Grant	1,000		1,000	0
Lighthouse Project (Local Governments Professionals)	0		0	10,000
Mental Health Initiatives (WA Primary Health Alliance)	0	75,000	75,000	75,000
Digital Springboard Grant	0		0	2,941
BeConnected Grant - Mandurah Library	0		0	2,000
Get Online Week - Mandurah Library	0		0	1,500
BeConnected Grant - Falcon Library	0		0	2,000
Get Online Week - Falcon Library	0		0	1,500
BeConnected Grant - Lakelands Library	0		0	2,000
Get Online Week - Lakelands Library	0		0	1,500
Recreation and culture				
Stretch Festival Grant WA Health Promotion Grant	15,000		0	0
Wearable Art Grant WA Healthy Promotions	58,226		0	0
Gnoonie Youth Football Cup 2019	1,000		1,000	2,000
CHRMAP	37,500		37,500	0
Lotterywest (Childrens Festival Grant)	8,750		6,625	10,000
Lotterywest (Christmas Pageant)	10,000		5,797	10,000
Tourism WA (Crabfest Sponsorship)	139,992		139,992	125,000
Every Club Funding	20,000		20,000	20,000
Friday Night Skillz - DLGSCI	0		15,000	15,840
Community Mental Health & CO	0		0	1,500
Youth Development Recognition Grant	0		1,500	0
Transport				
Public Transport Authority - Bus Shelter Maintenance	0		0	15,848
	2,022,908	200,000	2,159,854	3,872,118
TOTALS	2,022,908	200,000	2,159,854	3,872,118

NOTES TO THE STATEMENT OF FINANCIAL ACTIVITY
FOR THE PERIOD ENDED 30 JUNE 2020

NOTE 9

NON-OPERATING GRANTS AND CONTRIBUTIONS

Non Operating Grants, Subsidies and Contributions Revenue

Provider	Adopted Budget Revenue	Budget Variations	Annual Budget	YTD Revenue Actual (b)
	\$	\$	\$	\$
Non-Operating Grants and Subsidies				
Law, order, public safety				
Shark Mitigation Project	200,000	(200,000)	0	0
Recreation and culture				
Eastern Foreshore South Precinct	2,250,000	0	2,250,000	2,250,000
Western Foreshore Recreation Precinct	2,750,000	0	2,750,000	2,750,000
Tuart Av Community Kitchen Retrofit	99,000	(99,000)	0	0
Marina Floating Public Jetty	128,339	0	128,339	128,340
Parkridge Boat Ramp	56,000	(56,000)	0	0
Falcon Skate Park Upgrade	200,000	(80,000)	120,000	113,662
Lakelands DOS Clubroom Facility	150,000	(50,000)	100,000	100,000
Lakelands DOS Clubroom Facility	60,000	0	60,000	60,000
Lakelands DOS	975,000	(325,000)	650,000	650,000
Change Rooms Upgrade Program	0	50,000	50,000	50,000
Transport				
RC Dower Street	500,000	0	500,000	500,000
RC Peel Street	500,000	(100,000)	400,000	400,000
RC Pinjarra Road	500,000	0	500,000	500,000
RR Merrivale Street	360,000	0	360,000	360,000
RR Beacham Street	325,000	0	325,000	325,000
RR Thera Street	155,708	0	155,708	155,708
TM Wilderness Dr/Old Coast Rd	65,500	0	65,500	66,500
RS Esprit Parkway	125,000	0	125,000	125,000
RS Mississippi Drive	120,000	0	120,000	120,000
RS Watersun Drive	74,935	0	74,935	74,935
Dower Street	200,000	0	200,000	200,000
Lakes Rd	20,000	0	20,000	20,000
Other property and services				
Bush Fire Brigade	381,177	84,000	465,177	469,281
	10,195,659	(776,000)	9,419,659	9,418,426
Non-Operating Contributions				
Recreation and culture				
Port Bouvard Surf Life Saving Club	300,000	0	300,000	300,000
Fowler Reserve - Cricket Nets	1,000	0	1,000	500
Fowler Reserve - Cricket Nets	900	(510)	390	390
MARC Backboards	0	40,000	40,000	40,000
Mandurah Bridge Club	0	0	0	2,000
Mandurah Surf Life Saving Club				5,000
Port Bouvard Surf Life Saving Club				5,000
Mandurah Croquet Club				2,000
Transport				
PTA Bus Embayment - 27636	151,394	(10,217)	141,177	151,394
PTA Bus Embayment - 27635	109,370	(4,539)	104,831	109,370
Dudley Park PS Carpark	0	86,467	86,467	64,255
Mandurah Terrace Modifications	0	10,000	10,000	10,000
Other property and services				
Lakelands Community Infrastructure Contribution	0	1,065,909	1,065,909	1,065,909
Bush Fire Brigade	0	0	0	15,993
	562,664	1,187,110	1,749,774	1,771,811
Total Non-operating grants, subsidies and contributions	10,758,323	411,110	11,169,433	11,190,237

**NOTES TO THE STATEMENT OF FINANCIAL ACTIVITY
FOR THE PERIOD ENDED 30 JUNE 2020**

**NOTE 10
BUDGET AMENDMENTS APPROVED**

Amendments to original budget since budget adoption. Surplus/(Deficit)
A positive number in the amended budget running balance represents an estimated closing surplus.
A negative number in the amended budget running balance represents an estimated closing deficit

GL Code	Description	Council Resolution	Classification	Non Cash Adjustment	Increase in Available Cash	Decrease in Available Cash	Amended Budget Running Balance
				\$	\$	\$	\$
	Budget Adoption		Opening Surplus				(350,000)
1632.750523.	Bush Fire Brigade	Adopted	Capital Expenses			(84,000)	(434,000)
315915.0070.	Fire prevention Capital Grant	Adopted	Capital Revenue		84,000		(350,000)
	Carryover Capital Expenditure Adjustment September Financial Report	Adopted	Capital Expenses		388,552		38,552
	Carryover Capital Grant Funding Adjustment September Financial Report	Adopted	Capital Revenue			(200,000)	(161,448)
	Carryover Capital Reserve Funding Adjustment September Financial Report	Adopted	Capital Revenue		441,767		280,319
	Carryover Capital Loan Funding Adjustment September Financial Report	Adopted	Capital Revenue			(685,695)	(405,376)
	Carryover CoM General Revenue Funding Adjustment September Financial Report	Adopted	Capital Revenue		55,376		(350,000)
1632.750612.	WMC Tipping Shed Security Doors	Adopted	Capital Expenses			(60,000)	(410,000)
1636.501019.	WMC Recovery Facility Hardstand: decreased	Adopted	Capital Expenses		60,000		(350,000)
318910.0050.	Bushfire Mitigation Operating Grant	Adopted	Operating Revenue		292,850		(57,150)
9655.163032.	Bushfire Mitigation Activity	Adopted	Operating Expenses			(292,850)	(350,000)
1636.500968.	RS Aberdeen Close	Adopted	Capital Expenses		24,178		(325,822)
1636.500969.	RS Aberdeen Cl/Balmoral Pde Intersection	Adopted	Capital Expenses			(10,122)	(335,944)
1636.500970.	RS Achilles Place	Adopted	Capital Expenses			(16,869)	(352,813)
1636.500971.	RS Aldgate St/Parkview St Intersection	Adopted	Capital Expenses		3,093		(349,720)
1636.500972.	RS Beam Road	Adopted	Capital Expenses			(11,246)	(360,966)
1636.500973.	RS Esprit Parkway	Adopted	Capital Expenses			(84,347)	(445,313)
1636.500976.	RS Frankland Place	Adopted	Capital Expenses		15,180		(430,133)
1636.500978.	RS Leighton Rd/Halls Head Pde	Adopted	Capital Expenses		51,171		(378,962)
1636.500979.	RS Lord Hobart Dve/Addingham Blvd	Adopted	Capital Expenses		50,608		(328,354)
1636.500980.	RS Mississippi Drive	Adopted	Capital Expenses			(22,492)	(350,846)
1636.500981.	RS Peel St/Ormsby Tce Roundabout	Adopted	Capital Expenses		44,986		(305,860)

**NOTES TO THE STATEMENT OF FINANCIAL ACTIVITY
FOR THE PERIOD ENDED 30 JUNE 2020**

**NOTE 10
BUDGET AMENDMENTS APPROVED**

Amendments to original budget since budget adoption. Surplus/(Deficit)
A positive number in the amended budget running balance represents an estimated closing surplus.
A negative number in the amended budget running balance represents an estimated closing deficit

GL Code	Description	Council Resolution	Classification	Non Cash Adjustment	Increase in Available Cash	Decrease in Available Cash	Amended Budget Running Balance
1636.500982.	RS Peelwood Parade	Adopted	Capital Expenses		14,902		(290,958)
1636.500983.	RS Peelwood Pde/Mahogany Dr	Adopted	Capital Expenses		2,812		(288,146)
1636.500984.	RS Watersun Drive	Adopted	Capital Expenses			(22,493)	(310,639)
1636.500985.	RS Yalgor Heights	Adopted	Capital Expenses			(39,361)	(350,000)
1636.500987.	SP Albermarle Close	Adopted	Capital Expenses			(13,907)	(363,907)
1636.500988.	SP Blakeley Street	Adopted	Capital Expenses			(10,357)	(374,264)
1636.500989.	SP Boileau Place	Adopted	Capital Expenses		3,271		(370,993)
1636.500991.	SP Dichondra Pass	Adopted	Capital Expenses			(9,269)	(380,262)
1636.500993.	SP Gillark Street	Adopted	Capital Expenses		9,000		(371,262)
1636.500994.	SP Janice Avenue	Adopted	Capital Expenses			(10,903)	(382,165)
1636.500995.	SP Jubata Gardens	Adopted	Capital Expenses		21,807		(360,358)
1636.500996.	SP Lefroy Street	Adopted	Capital Expenses			(9,269)	(369,627)
1636.500997.	SP Mandurah Road, Erskine	Adopted	Capital Expenses		22,352		(347,275)
1636.500999.	SP Oakwood Gate	Adopted	Capital Expenses			(8,723)	(355,998)
1636.501000.	SP Old Coast Road, Halls Head	Adopted	Capital Expenses		10,904		(345,094)
1636.501005.	SP Sunview Rise PAW	Adopted	Capital Expenses			(2,726)	(347,820)
1636.501006.	SP Swinton Place	Adopted	Capital Expenses			(2,180)	(350,000)
	Loan repayments - refinance	R0002540689	Capital Expenses			(670,166)	(1,020,166)
	Interest repayments - refinance	R0002540689	Operating Revenue		18,904		(1,001,262)
	Loan refinance opening surplus	R0002540689	Opening Surplus(Deficit)		654,006		(347,256)
0555.101024.31012.55	Community Development Operating Grants		Operating Revenue		75,000		(272,256)
9555.101031.	Suicide Prevention Project		Operating Expenses			(75,000)	(347,256)
347810.9083.10	Contribution to MPAC		Operating Expenses			(80,000)	(427,256)
427810.9052.10	Financial Services subscriptions		Operating Expenses		20,000		(407,256)
428800.9000.05	Financial Accounting Salaries		Operating Expenses		60,000		(347,256)
347810.9083.10	Mandurah Performing Arts Centre RVIF works Stage 3		Operating Expenses			(250,000)	(597,256)
347970.0804.98	Transfer from Cultural Reserve		Capital Revenue		225,000		(372,256)
347970.0800.98	Transfer from Building Reserve		Capital Revenue		25,000		(347,256)
1632.750573.	MARC squash court roof drainage		Capital Expenses		15,268		(331,988)
1632.750416.	SL Peelwood Parade Reserve		Capital Expenses			(15,268)	(347,256)
1641.770011.	Replacement crane on T022 Patching Truck		Capital Expenses			(9,680)	(356,936)
1641.770011.	ERS Turbo Wash Parts Washer will not be replaced this		Capital Expenses				(336,078)
1641.770011.	financial year life of asset to be extended until 2021/22		Capital Expenses		20,858		(337,788)
455965.0756.97	Cityfleet Proceeds of Sale		Capital Revenue			(1,710)	(337,788)

**NOTES TO THE STATEMENT OF FINANCIAL ACTIVITY
FOR THE PERIOD ENDED 30 JUNE 2020**

**NOTE 10
BUDGET AMENDMENTS APPROVED**

Amendments to original budget since budget adoption. Surplus/(Deficit)
A positive number in the amended budget running balance represents an estimated closing surplus.
A negative number in the amended budget running balance represents an estimated closing deficit

GL Code	Description	Council Resolution	Classification	Non Cash Adjustment	Increase in Available Cash	Decrease in Available Cash	Amended Budget Running Balance
1632.750532.	Civic Building – Tuckey Room		Capital Expenses			(120,000)	(457,788)
1635.700432.	Geogrup Boardwalk		Capital Expenses		60,000		(397,788)
1640.820173.	Council Chamber Furniture		Capital Expenses		20,000		(377,788)
1632.750501.	MARC Systems Integration		Capital Expenses		40,000		(337,788)
1632.750578.	CSRFF program		Capital Expenses		85,000		(252,788)
359915.0070.60	CSRFF Funding - Non Operating Grant		Capital Revenue		50,000		(202,788)
9645.140512.10058.10	Community facility Planning - Design		Operating Expenses		10,000		(192,788)
1632.750516.	Change Rooms Upgrade Program		Capital Expenses			(145,000)	(337,788)
456925.0100.	Non-Operating Revenue		Capital Revenue		1,065,909		728,121
	Lakelands Community Infrastructure reserve		Capital Revenue			(1,065,909)	(337,788)
	Georup Boardwalk unspent loans		Operating Revenue			(43,926)	(381,714)
	Transfer from Sustainability reserve		Operating Revenue			(58,044)	(439,758)
1636.501023.	Dudley Park Primary School		Capital Expenses			(86,467)	(526,225)
381925.0100.72	Dudley Park Primary School - contribution DOE		Capital Revenue		86,467		(439,758)
1632.750567.	South Mandurah FC Changerooms		Capital Expenses			(4,850)	(444,608)
1632.750578.	CSRFF		Capital Expenses		3,000		(441,608)
1632.750606.	South Mandurah Football Club Pavilion		Capital Expenses		1,850		(439,758)
435800.9001.05	Casual Labour - Records		Operating Expenses		10,000		(429,758)
435810.9917.10	Archive Operating - Records		Operating Expenses			(10,000)	(439,758)
435810.9917.10	Archive Operating - Records		Operating Expenses			(27,000)	(466,758)
305810.9051.10	Election expenses		Operating Expenses		27,000		(439,758)
355810.9058.10	Swim School - General Advertising		Operating Expenses		1,500		(438,258)
362810.9058.10	Health and Fitness – General Advertising		Operating Expenses		3,000		(435,258)
363810.9058.10	Café – General Advertising		Operating Expenses		500		(434,758)
467810.9058.10	OSHC – General Advertising		Operating Expenses		1,000		(433,758)
379810.9059.10	Festival & Events - other operating costs		Operating Expenses			(6,000)	(439,758)
1641.770011.	Generator MARC		Capital Expenses			(120,000)	(559,758)
9578.105000.10752.10	MARC Maintenance - Lease Costs		Operating Expenses		40,000		(519,758)
455965.0756.97	Proceeds from Disposal of assets		Capital Revenue		80,000		(439,758)

**NOTES TO THE STATEMENT OF FINANCIAL ACTIVITY
FOR THE PERIOD ENDED 30 JUNE 2020**

**NOTE 10
BUDGET AMENDMENTS APPROVED**

Amendments to original budget since budget adoption. Surplus/(Deficit)

A positive number in the amended budget running balance represents an estimated closing surplus.

A negative number in the amended budget running balance represents an estimated closing deficit

GL Code	Description	Council Resolution	Classification	Non Cash Adjustment	Increase in Available Cash	Decrease in Available Cash	Amended Budget Running Balance
1636.500979.	RS Lord Hobart Drive/ Addingham Blvd		Capital Expenses			(230,000)	(669,758)
1636.500956.	RR Beacham Street		Capital Expenses		90,000		(579,758)
1636.500959.	RR Fernwood Rd/ Old Coast Road		Capital Expenses		90,000		(489,758)
1636.500961.	RR Merrivale Street		Capital Expenses		50,000		(439,758)
	BUDGET REVIEW ADOPTION		Opening Surplus(Deficit)		957,839		518,081
	BUDGET REVIEW ADOPTION		Operating Revenue		435,840		953,921
	BUDGET REVIEW ADOPTION		Operating Expenses			(2,774,910)	(1,820,989)
	BUDGET REVIEW ADOPTION		Non Cash Item		3,644,577		1,823,588
	BUDGET REVIEW ADOPTION		Capital Expenses		1,722,259		3,545,847
	BUDGET REVIEW ADOPTION		Capital Expenses			(1,503,000)	2,042,847
	BUDGET REVIEW ADOPTION		Capital Revenue			(1,859,988)	182,859
1636.501024.	Mandurah Terrace Modifications		Capital Expenses			(19,000)	163,859
381925.0100.72	Capital Contribution - Mandurah Terrace business owners		Capital Revenue		10,000		173,859
9667.101902.10058.10	City Centre Activation - Linger Longer Day		Operating Expenses		9,000		182,859
1632.750501.	MARC Systems Integration		Capital Expenses		40,000		222,859
1641.770011.	Miscellaneous Equipment >\$1500 - Generator MARC		Capital Expenses			(40,000)	182,859
9655.163032.14000.05	Emergency Management Bushfire Mitigation Project		Operating Expenses		117,140		299,999
9655.163032.14000.13	Emergency Management Bushfire Mitigation Project		Operating Expenses			(117,140)	182,859
318910.0050.55	Emergency Management Grants & Subs Op		Operating Revenue		30,000		212,859
9655.163032.14000.05	Emergency Management Bushfire Mitigation Project		Operating Expenses			(30,000)	182,859
1639.910105.	Parkridge Boat Ramp		Capital Expenses		12,600		195,459
404915.0070.60	Waterways Grants & Subs Non-op Capital Revenue		Capital Revenue			(39,590)	155,869
1639.910097.	Breakwater Parade Fishing Platform		Capital Expenses		21,810		177,679
1639.910100.	Marina Commercial Jetty		Capital Expenses		5,180		182,859
1639.910100.	Marina Commercial Jetty		Capital Expenses		12,810		195,669
1639.910102.	South Harbour Upgrade		Capital Expenses			(12,810)	182,859
	Transfer from Sports Clubs Maintenance Levy Reserve		Other: Transfer Out of Reserve		850		183,709
	Facility Management : Mandurah Sportsman & Football Club.		Operating Expenses			(850)	182,859
9569.104535.10607.10	Furniture. Materials		Capital Expenses		20,000		202,859
1636.501016.	MOM Canal Light Poles		Capital Expenses			(20,000)	182,859
1632.750591.	Civic Chamber Meeting Rooms		Capital Expenses		5,000		187,859
1636.501000.	SP Old Coast Road, Hall Head		Capital Expenses			(5,000)	182,859
1636.500990.	SP Cox Bay		Capital Expenses			(5,000)	182,859
1646.700349.	Lakelands DOS Earthworks		Capital Expenses		431,600		614,459

**NOTES TO THE STATEMENT OF FINANCIAL ACTIVITY
FOR THE PERIOD ENDED 30 JUNE 2020**

**NOTE 10
BUDGET AMENDMENTS APPROVED**

Amendments to original budget since budget adoption. Surplus/(Deficit)
A positive number in the amended budget running balance represents an estimated closing surplus.
A negative number in the amended budget running balance represents an estimated closing deficit

GL Code	Description	Council Resolution	Classification	Non Cash Adjustment	Increase in Available Cash	Decrease in Available Cash	Amended Budget Running Balance
1646.750496.	Lakelands DOS Clubroom Facility		Capital Expenses			(431,600)	182,859
1632.750604.	Falcon Pavilion Roof		Capital Expenses		17,213		200,072
1635.700434.	Bethyl Corner Renewal		Capital Expenses			(17,213)	182,859
1636.500995.	SP Jubata Gardens		Capital Expenses		5,000		187,859
1636.500988.	SP Blakeley Street		Capital Expenses			(5,000)	182,859
1636.500978.	RS Leighton Rd/Halls Head Pde		Capital Expenses		5,000		187,859
1636.500971.	RS Aldgate St/Parkview St Intersection		Capital Expenses			(5,000)	182,859
1636.500960.	RR Gordon Road		Capital Expenses		60,000		242,859
1636.500962.	RR Thera Street		Capital Expenses			(60,000)	182,859
1636.501011.	SL Train Station Access Path		Capital Expenses		35,000		217,859
1636.501010.	SL Minor Improvements		Capital Expenses			(35,000)	182,859
455965.0756.97	Proceeds from Disposal of assets		Other: Proceeds From Sale of Assets		30,000		212,859
1641.770001.	Light Passenger Vehicles - Replacement		Capital Expenses			(17,070)	195,789
9667.101901.	City Centre - Winter Wonderland		Operating Expenses		73,000		268,789
9624.102245.	Economic Development Projects - New Projects		Operating Expenses		150,000		418,789
9564.102830.	Cultural Development - Wearable Art General		Operating Expenses		47,000		465,789
0562.102313.	Crabfest Revenue		Operating Revenue			(240,000)	225,789
9562.102313.	Crabfest Expenditure		Operating Expenses			(30,000)	195,789
301950.0711.90	Rate Penalty Interest		Operating Revenue			(60,000)	135,789
347945.0319.85	Facility Management Lease revenue		Operating Revenue			(100,000)	35,789
310810.9200.10	Strategy and Business Performance Corporate Projects		Operating Expenses		7,600		43,389
303810.9059.10	Elected Members Operating Costs		Operating Expenses			(25,000)	18,389
1636.500952	RC Mississippi Drive		Capital Expenses		15,000		33,389
1636.500964	TM Old Coast Rd / Rutland Drive Roundabout		Capital Expenses			(15,000)	18,389
	COVID BUDGET REVIEW ADOPTION		Operating Revenue			(3,370,422)	(3,352,033)
	COVID BUDGET REVIEW ADOPTION		Operating Expenses		3,354,616		2,583
	COVID BUDGET REVIEW ADOPTION		Non Cash Item			(872)	1,711
	COVID BUDGET REVIEW ADOPTION		Capital Expenses		1,000,023		1,001,734
	COVID BUDGET REVIEW ADOPTION		Capital Revenue			(166,410)	835,324
	COVID BUDGET REVIEW ADOPTION		Other: Transfer Out of Reserve		45,000		880,324
	COVID BUDGET REVIEW ADOPTION		Other: Transfer Into Reserve			(885,103)	(4,779)
1632.750501	MARC Systems Integration		Capital Expenses		15,000		10,221
1632.750575	Central Boardwalk		Capital Expenses			(15,000)	(4,779)
1635.700431	Electric BBQ Replacement Program		Capital Expenses		10,000		5,221
1632.750616	Park Rd SES Workshop Upgrade		Capital Expenses			(10,000)	(4,779)

**NOTES TO THE STATEMENT OF FINANCIAL ACTIVITY
FOR THE PERIOD ENDED 30 JUNE 2020**

**NOTE 10
BUDGET AMENDMENTS APPROVED**

Amendments to original budget since budget adoption. Surplus/(Deficit)
A positive number in the amended budget running balance represents an estimated closing surplus.
A negative number in the amended budget running balance represents an estimated closing deficit

GL Code	Description	Council Resolution	Classification	Non Cash Adjustment	Increase in Available Cash	Decrease in Available Cash	Amended Budget Running Balance
1636.500996	SP Lefroy Street		Capital Expenses		8,000		3,221
1636.501006	SP Swinton Place		Capital Expenses			(8,000)	(4,779)
1637.600168	DR Sunview Rise		Capital Expenses		2,800		(1,979)
1637.600163	DR Mulberry Close		Capital Expenses			(2,800)	(4,779)
	Transfer from Sportsclub Maintenance Levy Reserve		Other: Transfer Out of Reserve		8,865		4,086
	Port Bouvard Surf Lifesaving Club Flooring Replacement		Capital Expenses			(8,865)	(4,779)
9655.163032.14000.05	Emergency Management Bushfire Mitigation Project		Operating Expenses		30,000		25,221
318910.0050.55	Emergency Management Grants & Subs Operating		Operating Revenue			(30,000)	(4,779)
373810.9635.10	Libraries & Learning : Outreach Literacy		Operating Expenses			(40,000)	(44,779)
	Falcon Library Materials & Contracts		Operating Expenses		73,971		29,192
379945.0560.85	Festivals & Events Fees & Charges		Operating Revenue		11,250		40,442
379920.0560.65	Festivals & Events Contributions & Donations		Operating Revenue		13,000		53,442
	COVID BUDGET REVIEW ADOPTION - Amendment		Other: Transfer Out of Reserve		13,830		67,272
440899.9990.49	Project Management - Overhead Allocation		Operating Expenses			(13,216)	54,056
446899.9990.49	Asset Management - Overhead Allocation		Operating Expenses			(614)	53,442
	Capital Works 2019/20 Carryovers		Capital Expenses		11,064,322		11,117,764
	Capital Works 2019/20 Carryovers		Other: Proceeds from Debentures			(2,500,000)	8,617,764
	Capital Works 2019/20 Carryovers		Other: Unutilised Loans			(410,591)	8,207,173
	Capital Works 2019/20 Carryovers		Operating Expenses			(5,165)	8,202,008
	Capital Works 2019/20 Carryovers		Other: Transfer Into Reserve			(7,593,566)	608,442
	Capital Works 2019/20 Carryovers		Capital Revenue			(555,000)	53,442
1641.770011.	Minor Equipment		Capital Expenses		21,178		74,620
1641.770011.	Minor Equipment		Capital Expenses			(20,631)	53,989
1641.770005	Trucks & Buses		Capital Expenses		151,500		205,489
1641.770007	Trailers		Capital Expenses		19,673		225,162
1641.770009	Parks & Mowers		Capital Expenses		72,731		297,893
455965.0756.97	Cityfleet Proceeds Sale of Assets		Other: Proceeds From Sale of Assets			(12,290)	285,603
	Transfer into Plant Reserve		Other: Transfer Into Reserve			(231,614)	53,989
9564.102700.14000.10	Cultural Development - Public Arts Projects		Operating Expenses		250,000		303,989
	Transfer into Asset Management Reserve		Other: Transfer Into Reserve			(250,000)	53,989
300960.0750.95	General Purpose Funding - Other Income		Operating Revenue		432,820		486,809
	Transfer into Asset Management Reserve		Other: Transfer Into Reserve			(432,820)	53,989
435800.9000.05	Information Management Emp Costs Ordinary Labour		Operating Expenses		22,590		76,579
435810.9118.10	Information Management Materials & Contracts		Operating Expenses			(22,590)	53,989
9638.101613.10057.10	Youth Development Recognition Grants/Sponsorship		Operating Expenses		1,500		55,489

**NOTES TO THE STATEMENT OF FINANCIAL ACTIVITY
FOR THE PERIOD ENDED 30 JUNE 2020**

**NOTE 10
BUDGET AMENDMENTS APPROVED**

Amendments to original budget since budget adoption. Surplus/(Deficit)
A positive number in the amended budget running balance represents an estimated closing surplus.
A negative number in the amended budget running balance represents an estimated closing deficit

GL Code	Description	Council Resolution	Classification	Non Cash Adjustment	Increase in Available Cash	Decrease in Available Cash	Amended Budget Running Balance
0638.101613.32000..55	Youth Development Revenue Operating Grants		Operating Revenue			(1,500)	53,989
1636.500996	SP Lefroy Street		Capital Expenses		4,265		58,254
1636.501000	SP Old Coast Road		Capital Expenses			(4,265)	53,989
1635.700404	Halls Head Recycled Water		Capital Expenses		10,000		63,989
1635.700377	MARC improvement to Car Park Area		Capital Expenses			(10,000)	53,989
1636.500952	RC Mississippi Drive		Capital Expenses		30,000		83,989
1636.501012	Depot Stockpile		Capital Expenses			(15,000)	68,989
1636.500955	RR Bailey Boulevard		Capital Expenses			(10,000)	58,989
1636.500965	TM Wilderness Drive/Old Coast Road		Capital Expenses			(5,000)	53,989
1635.700425	Quandong Reserve Renewal		Capital Expenses		27,000		80,989
1639.910095	Avalon Foreshore (Westview Parade)		Capital Expenses			(7,000)	73,989
1635.700407	Pinjarra Road East Stage 2		Capital Expenses			(20,000)	53,989
1636.500995	SP Jubata Gardens		Capital Expenses		8,600		62,589
1636.500967	CP Pinjarra Road/Sutton Street		Capital Expenses			(8,600)	53,989
447800.9001.05	Landscaping Services Emp Costs Casual Labour		Operating Expenses		17,696		71,685
447810.9051.10	Landscaping Services Materials & Contracts - Consultants		Operating Expenses			(17,696)	53,989
9655.163032.14000.13	Emergency Management Bushfire Mitigation Project		Operating Expenses		167,850		221,839
318910.0050.55	Emergency Management Grants & Subs Op.		Operating Revenue			(167,850)	53,989
				0	29,335,469	(28,931,480)	

**NOTES TO THE STATEMENT OF FINANCIAL ACTIVITY
FOR THE PERIOD ENDED 30 JUNE 2020**

**NOTE 11
PROPOSED BUDGET VARIATIONS FOR COUNCIL APPROVAL**

The following are for consideration for Council to approve as budget variations

GL Code	Description	Council Resolution	Classification	Non Cash Adjustment	Increase in Available Cash	Decrease in Available Cash	Amended Budget Running Balance
				\$	\$	\$	\$
	Budget Adoption						53,989
461925.0100.72	Community Facility Mgmt Contribution Non-operating		Capital Revenue		2,000		55,989
300960.0750.95	General Purpose Funding - Other Income		Operating Revenue		24,917		80,906
9598.125007.14000.10	Transfer into Asset Management Reserve		Other: Transfer Into Reserve			(24,917)	55,989
300960.0750.95	General Purpose Funding - Other Income		Operating Revenue		886,618		942,607
	Transfer into Asset Management Reserve		Other: Transfer Into Reserve			(886,618)	55,989
9598.125007.14000.10	RSV Administration Club Development		Operating Expenses		13,456		69,445
	Transfer into Unspent Grant Reserve		Other: Transfer Into Reserve			(13,456)	55,989
				0	926,991	(924,991)	

**NOTES TO THE STATEMENT OF FINANCIAL ACTIVITY
FOR THE PERIOD ENDED 30 JUNE 2020**

**NOTE 12
EXPLANATION OF MATERIAL VARIANCES**

The material variance thresholds are adopted annually by Council as an indicator of whether the actual expenditure or revenue varies from the year to date Actual materially.
The material variance adopted by Council for the 2019-20 year is 10.00%

Reporting Program	Var. \$	Var. %	Timing/ Permanent	Explanation of Variance	
	\$	%			
Revenue from operating activities					
Operating grants, subsidies and contributions	1,712,264	79.28%	▲ Permanent	Financial Assistance Grants received in advance for 2020/21 FY.	N 79.28% ▲
Other revenue	881,533	25.90%	▲ Permanent	Public Open Space Cash in Lieu monies transferred out of Trust module June 2020.	N 25.9%
Profit on disposal of assets	21,594	719.80%	▲ Permanent	Unbudgeted non-cash variance from disposal of assets.	N 719.8%
Expenditure from operating activities					
Interest expenses	525,320	50.97%	▲ Permanent	The loan offset facility allowed for any additional funds throughout the year to offset the loans. This has allowed for less interest and more principal being repaid as the monthly loan repayment remains the same each month.	N 50.97%
Insurance expenses	202,103	19.94%	▲ Permanent	Budgeted insurance expense greater than actual premium paid for the year.	N 19.94%
Loss on disposal of assets	49,455	15.12%	▲ Permanent	Unbudgeted non-cash variance from disposal of assets.	N 15.12%
Investing Activities					
Proceeds from Disposal of Assets	(616,550)	(37.55%)	▼ Permanent	Budgeted sales of assets did not eventuate in 2019/20.	N -37.55% ▼
Capital Acquisitions	3,760,807	14.67%	▲ Timing	Refer to note 4. Carryover review to be undertaken in July to reflect true carryover balance.	N 14.67% ▲
Financing Activities					
Transfer from reserves	(7,277,682)	(100.00%)	▼ Timing	Will be accounted for as part of year end financial process.	N -100%
Payment of lease liability	(160,579)	(10.68%)	▼ Permanent	Paid leases for current year not budgeted for.	N -10.68% ▼
Repayment of debentures	(754,060)	(13.39%)	▼ Permanent	The loan offset facility allowed for any additional funds throughout the year to offset the loans. This has allowed for less interest and more principal being repaid as the monthly loan repayment remains the same each month.	N -13.39% ▲
Transfer to reserves	11,672,513	100.00%	▲ Timing	Will be accounted for as part of year end financial process.	N



ATTACHMENT 5.3



City Of Mandurah
Mandurah Northern Beaches CHRMAP
Communications Package
July 2020

This Mandurah Northern Beaches CHRMAP Communications Package has been prepared by GHD for City Of Mandurah and may only be used and relied on by City Of Mandurah for the purpose agreed between GHD and the City Of Mandurah as set out in section 1 of this report.

GHD otherwise disclaims responsibility to any person other than City Of Mandurah arising in connection with the Communications Package. GHD also excludes implied warranties and conditions, to the extent legally permissible.

The services undertaken by GHD in connection with preparing this report were limited to those specifically detailed in the report and are subject to the scope limitations set out in the report.

The opinions, conclusions and any recommendations in this report are based on conditions encountered and information reviewed at the date of preparation of the Communications Package. GHD has no responsibility or obligation to update this report to account for events or changes occurring subsequent to the date that the report was prepared.

The opinions, conclusions and any recommendations in this report are based on assumptions made by GHD described in the Communications Package. GHD disclaims liability arising from any of the assumptions being incorrect.

Table of contents

1.	Communications package	83
1.1	Project branding.....	84
2.	Engagement program.....	85
2.1	Stakeholder streams	85
2.2	Detailed activity plan	87
3.	Communication materials	88
3.1	Project website.....	88
3.2	Information sheets (flyers).....	93
3.3	Social media	95
3.4	Newsletter notices.....	98
3.5	Media releases	98
3.6	Letters	99
3.7	Presentations.....	100
3.8	Online engagement	101
3.9	Formal advertising	102

Table index

Table 1	Project stages and engagement goals	83
Table 2	Stakeholder streams	86
Table 3	Focus group dates	100

Figure index

Figure 1	Example of the City's website and branding.....	84
Figure 2	Passive (l) and active (r) engagement approaches	85

Appendices

Appendix A – Stakeholder and issues matrix

Appendix B – Engagement plan

Appendix C – Stakeholder champions

Appendix D – Plan of the study area

1. Communications package

The purpose of this communications package is to recommend engagement methods and provide communication material for engagement across the eight stages of the Northern Beaches Coastal Hazard Risk Management and Adaptation Plan (CHRMAP) within the City of Mandurah (City).

The proposed engagement methods and collateral have been identified based on a refinement and further examination of the approach and program established in the Stakeholder and Community Engagement Plan (the engagement plan).

Communication will occur across all stages of the project via the City's 'Mandurah Matters' website, with additional engagement and communication during Stages 1, 5 and 8 of the project to achieve the engagement goals for each stage (see Table 1).

Table 1 Project stages and engagement goals

	Project stage	Engagement goal
1	Establish the context	Inform the community and stakeholders about the project, coastal hazards and planning for coastal hazards into the future.
		Directly engage community and stakeholders in the identification of coastal values that will inform decision-making.
		Asking stakeholders and businesses how coastal hazard impacts to coastally located assets and values may impact their business.
5	Risk Treatment	Directly engage key stakeholder groups in the evaluation and prioritisation of adaptation options through multi-criteria analysis.
8	Draft CHRMAP	Inform the community about the release of the draft CHRMAP and the process undertaken to develop it.
		Provide the opportunity for stakeholder and community to raise any technical questions and issues they have.
		Encourage submissions.

The following engagement methods will be employed:

- Website content, including FAQs
- Information sheets (flyers)
- Social media (Facebook)
- Newsletter notices
- Media releases
- Letters
- Presentations
- Online engagement
- Formal advertising
- Other (posters)

All collateral has been prepared by GHD and will be approved and distributed by the City of Mandurah in line with the communication protocols defined in section 6 of the engagement plan.

1.1 Project branding

It is understood that the primary engagement platform will be the City’s ‘Mandurah Matters’ website. It is assumed all branding and formatting of project communication material will be undertaken by the City as per their visual style and marketing guidelines to align with the overall branding for the City of Mandurah. GHD will provide the required content for all communications as outlined in this package.

The City of Mandurah is about to embark on the exciting journey of creating a new Recreation Precinct on the Western Foreshore. The Recreation Precinct will include the development of a new adventure play space and the redevelopment of the existing Bill Bowler Skate Park into a destination Skate and Activity Space.

Where are we at with play space development?

A concept plan for the Western Foreshore Recreation Precinct was shared with community in November 2018. The proposals were well received and Council Adopted the [Western Foreshore Recreation Precinct Concept](#) at its meeting on February 26 2019.

Through the planning and consultation that has already been undertaken, we have established the play space will:

- Be a large scale, destination level facility that is valued by the local community and attracts users from outside the region.
- Be all inclusive, for users and carers of all abilities.
- Be unique and include and design elements that celebrate the heritage and character of the site and Mandurah region.
- Provide challenging, adventure play elements that cater for a range age groups.
- Include a fenced/enclosed area with equipment catering for toddlers and young children.
- Include climbing towers 5-10m tall with cubbies and slides.
- Incorporate natural materials and salvaged timbers (from Mandurah Bridge).
- Consider all aspects of play including physical, sensory, social and imaginary.
- Include built and natural shade.

Where to from here?

The project is funded and the next stage is to prepare a detailed design for the Play Space and **Skate and Activity Space** in order to be able to progress with on-ground construction in 2020.

Figure 1 Example of the City's website and branding

GHD has recommended several platforms for engagement to complement the Mandurah Matters website as the primary platform. This enables the City to meet their engagement principles and to align with the engagement plan goals. Specifically, the use of multiple engagement platforms in a considered manner where appropriate will ensure all interested stakeholders have the opportunity to participate. Furthermore, it will support the project team in capturing the views of the broadest cross-section of stakeholders, including ratepayers who do and do not visit the northern beaches, tourists, local businesses and interest groups.

2. Engagement program

As discussed in the engagement plan, the approach is to effectively and transparently manage communications and engagement with stakeholders and the community, and to meaningfully integrate stakeholder and community input and feedback into the project outcomes. To do this, an understanding of who the stakeholders are and their interest in the project is required. Section 3 of the engagement plan analysed the stakeholders and issues relevant to the project, and presented a stakeholder and issues matrix (see Appendix A).

2.1 Stakeholder streams

Review of the matrix identified similarities between stakeholder groups across project interests, risks and issues. Identifying shared characteristics enables ‘engagement streams’ to be developed, being those stakeholders with shared characteristics and engagement objectives. Each stakeholder stream is then paired with a specific engagement approach that is the most effective in raising awareness of the project and facilitating participation from those stakeholders.

The following section details three engagement streams based on their shared characteristics and objectives. A detailed activity plan has been prepared targeting these three streams. The detailed activity plan builds on Table 7 of the engagement plan (provided in Appendix B) by providing specific recommendations on tools for engagement and communication material.

2.1.1 Awareness

Engaging stakeholders relies on their awareness of the project and willingness to participate. Awareness can be achieved passively, through a ‘catch-all’ approach using social media and other broad engagement platforms (see Figure 2). Alternatively, where stakeholders are disinterested, unaware or do not associate any direct or indirect connection with the project, active engagement is often more effective. These stakeholders can be engaged via more direct activities such as personalised emails, focus groups and through champions.

Champions are specific individuals identified as key gatekeepers and influencers through whom the City can reach out to the broader stakeholder group (see Figure 2). Appendix C lists prospective champions [to be provided by the City].

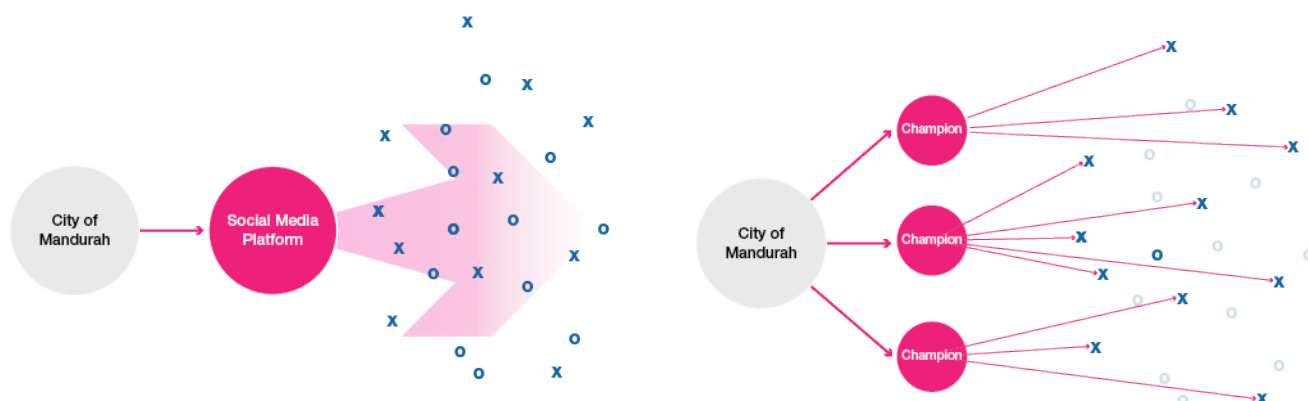


Figure 2 Passive (l) and active (r) engagement approaches

Table 2 Stakeholder streams

	Users/asset owners	Funders	Approvers
Who	Stakeholders who directly access or benefit from the northern beaches coastline and study area.	Ratepayers and residents who contribute to and fund the management of the study area, including those that do not directly access or benefit from the northern beaches coastline.	Decision-makers with influence and/or responsibility over implementation of the CHRMAP.
What	Key question - Attitude to coastal protection and how it should be funded given direct benefit	Key question – Attitude to coastal protection and how it should be funded given lack of direct benefit	Key question – Balancing the competing needs in the community and fairly allocating funds
How	<p>Users and asset owners will often have an active, vested interest in the future management of the study area.</p> <p>The engagement approach for these users is through both passive, catch-all engagement platforms such as the website and social media as well as recruitment through champions.</p>	<p>Funders can include stakeholders from the user/asset owners stream as well as those that do not directly engage with or benefit from the study area but fund its management.</p> <p>The engagement approach is focused on more direct and tailored activities to ensure the values and opinions of all stakeholders who fund the management of the study area are given equal opportunity to engage.</p> <p>Identifying champions and employing them to recruit interest is critical to gain input from the funders stream.</p>	<p>Approvers will be engaged via direct liaison, project workshops and review of project deliverables. This is the most effective way to gain consensus and buy-in for the final CHRMAP.</p>

2.2 Detailed activity plan

		Stage 1: Establish the Context						Stage 5	Stage 8
		1: Recruit interest	2: Online survey	3: Beach visit	4: Pop-up stand	5: Focus groups	6: End of stage 1	TBC	TBC
		JULY 2019	JULY 2019	JULY 2019	JULY 2019	AUGUST 2019	AUGUST 2019		
Engagement method	Website content								
	Information sheet								
	Social media								
	Newsletter notice								
	Media release								
	Letter								
	Presentation								
	Online engagement								
	Formal advertising								
	Other								

3. Communication materials

3.1 Project website

The website is the main engagement platform to provide continuous information and feedback opportunities between the project team, key stakeholders and the broader community. The City will host a project webpage, with project timelines to be updated during the project. Access to the webpage will be promoted by social media and media releases.

STAGE 1: Establish the Context

ACTIVITY 1: RECRUIT INTEREST

[INCLUDE MAP OF PROJECT AREA]

Main text

The City of Mandurah is working to identify the vulnerability of its northern beaches to coastal processes (erosion and flooding) through a Coastal Hazard Risk Management and Adaptation Plan (CHRMAP) project. This project aligns with and supports the State Government approach for decision-making in relation to coastal hazards.

The objective of the project is to identify immediate, short (25 year), medium (25-50 year) and long term (50-100 year) coastal hazard risks and to properly plan for adaptive land use and development in light of a changing coastal environment.

The project will provide advice on how the impacts of a changing coastline will influence development decisions in the area. The project will seek feedback on impacts and concerns of affected community members or groups. This will ensure that the adaptation plans are robust, fair and respond to existing community values.

How to be involved

The project will be asking for community feedback as to the importance of coastal assets to influence the recommendations of the CHRMAP.

The first opportunity to contribute will be through a community survey located on this website between XX and XX. The coastal adaptation team will also be holding pop-up engagement sessions at the northern beaches in the coming months to answer questions about coastal erosion and ask your opinion on coastal assets and their value.

The City will provide regular updates through this website, social media and community events so the community is informed. Further information on the project can be found in the document library and FAQ.

Document library

- Project Overview (see section 3.2)

Project timeline

[dates subject to approval and finalisation of project program]

Stage 1: Establish the Context

JULY – AUGUST 2019

- Online Survey (July)

- Pop-up information stand (Saturday July 20)
- Beach roving survey (Saturday July 20)
- Focus group sessions (August)

Stage 2: Risk and Hazard Assessment

JUNE – SEPTEMBER 2019

Stage 3: Risk Treatment

SEPTEMBER – OCTOBER 2019

- Stakeholder workshops

Stage 4: Draft CHRMAP Report

NOVEMBER 2019 – JUNE 2020

- Prepare draft report
- Council endorsement for advertising
- Public advertising
- Community information sessions
- Review of submissions

Stage 5: Final CHRMAP Report

JUNE 2019

- Prepare final report
- Council endorsement

Who's listening

NAME - POSITION

City of Mandurah

Phone: XXXX

Email: XXX@mandurah.wa.gov.au

FAQ

What is a CHRMAP?

A CHRMAP is a Coastal Hazard Risk Management and Adaptation Plan. This is a strategic planning document that informs community and decision makers about the potential hazards, consequences and actions needed to meet the challenges of sea level rise and the coastal hazards of erosion and inundation (flooding). The CHRMAP identifies areas and assets vulnerable to sea level rise and coastal hazards, and

develops strategies to ensure land in the coastal zone is continuously provided for foreshore management, public access, recreation and conservation.

The State Coastal Planning Policy (produced by the Western Australian Planning Commission) requires local governments across the state to prepare CHRMAPs for coastal land under their management.

What are the different types of coastal hazards?

The State Coastal Planning Policy identifies and describes the various types of coastal hazards that need addressing through coastal hazard risk management and adaptation planning:

- Erosion refers to shoreline movement where the shoreline retreats landward, reducing the width of the coastal foreshore reserve and/or the distance to any fixed assets or infrastructure behind the beach; and
- Inundation means the flow of water onto previously dry land. It may either be permanent (for example due to sea level rise) or a temporary occurrence during a storm or tropical cyclone event.

INCLUDE PICTURES

Will my use and enjoyment of the coastal areas covered by the CHRMAP be impacted?

In the short-term, it is likely that existing protection and adaptation measures will be sufficient to maintain current beach areas and use and enjoyment will be unaffected. Active management may be required following extreme storm events and to maintain amenity (in line with current maintenance activities). In the medium to long-term, significant decisions will need to be made and the community's input will be an important part of this process.

I don't use the beach, how will this project affect me?

This project supports planning and investment decisions to be made by the City. If you do not use the beach and would prefer investment in other areas e.g. libraries, roads, inland parkland area/facilities it is important to say so. Keep an eye on this website to find out about opportunities to provide feedback.

What is coastal adaptation planning?

Coastal adaptation planning aims to ensure that decisions today do not restrict the decisions that can be made in the future.

What are the different adaptation options?

Adaptation options can vary from doing nothing to 'soft' approaches such as revegetation and sand nourishment to 'hard' approaches which involve coastal protection infrastructure that may have other coastal impacts and can be very high cost financially.

Why is protection not always the most viable adaptation pathway?

Protection infrastructure can have high financial costs and only directly affect a few people. This investment may be better directed elsewhere but it is important to know what the community values to help make these decisions.

Will my property be affected by the CHRMAP project?

The CHRMAP includes assessment of coastal hazards and risks over time. This may indicate risks to private properties. The CHRMAP will recommend planning and decision making pathways to address those risks.

I am concerned that the maps will negatively affect the value of my property. Is this likely to be the case?

The residential property market is subject to a number of external factors that can influence property values. The City is unable to comment as to whether the release of the CHRMAP will negatively impact the value of properties that have been identified as being at risk over the next 100 years.

Will these maps affect my property insurance?

These maps do not increase the existing risk status of property. This risk already existed prior to the preparation of these maps and is likely to be already known by insurers. The maps are an information and management tool that provides landowners, the broader community and the City with a clearer indication of areas that may be vulnerable to coastal erosion over various planning timeframes. The City has no control or influence in the calculation of property insurance as this is a matter for private insurers. Home/business owners should ensure they are familiar with their policy and are aware of any risks their policy will not cover.

ACTIVITY 2-4: SURVEY, BEACH VISIT AND POP-UP STAND

The following provides additional or new information to update the website.

Main text

[INCLUDE COVER PHOTO]

It's time to get to know what you value about our northern beaches coastline and let us know how you would like funding to be prioritised.

The northern beaches are seen by many individuals and businesses as an important aspect of their coastal lifestyle. For other community members, it is important to understand the impacts of mitigation and adaptation, and how this will affect funding priorities for the City.

We are seeking your feedback, whether you are a local, frequent visitor, business owner or don't have an interest in the northern beaches. It is important to gain an understanding of everyone's priorities and values so that we can work towards a citizen-led CHRMAP for the future of our coastline.

Shape our coastal future

There are a number of ways to get involved and share with us what you value about our coastline and how it should be managed:

1. Take a survey [\[link \(see 3.8.1\)\]](#) and tell us what matters to you as an individual.
2. [EngagementHQ 'Places' Tool](#)
3. Come and visit us and have a conversation at one of the events and locations we will be visiting during July.
4. Join the conversation on Facebook [\[link\]](#)

Places tool

Include interactive map of study area for people to contribute (see 3.8.2)

Events and pop-up sessions

- Beach roving survey – XX July 2019
- Pop-up information stand – XX July 2019
- Online survey – XX July to XX July 2019

Document library

- Coastal Values (see section 3.2)

ACTIVITY 5: FOCUS GROUPS

The following provides additional or new information to update the website.

Main text

[INCLUDE COVER PHOTO]

Thank you all for your contribution, the survey is now closed.

We are on the look out for individuals or groups who would like to be involved in focus group workshops. The workshops provide an opportunity for us to describe the CHRMAP process, test our findings from the online survey and seek additional information from the community. We are seeking the following people to participate:

- Local business owners in the study area
- Users of the northern beaches
- Ratepayers who do not use or visit the beach
- City staff and Councillors
- Any community groups with an interest in the project

Workshops will be held in the **first week of August at the Town Hall**.

Please use the submission form below to register your interest or call us on **XXX**.

Places tool

Close 'Places' tool but keep it on the website for people to view.

Project timeline

Update project timeline to reflect activities that have now closed.

ACTIVITY 6: END OF STAGE 1

Main text

[INCLUDE COVER PHOTO]

Thank you for your contribution!

The engagement activities for Stage 1 of the CHRMAP are now closed. The project team is working busily to prepare the next stage based on your inputs.

What's next?

Stage 3 brings together the findings of Stage 1 (Establish the Context) and Stage 2 (Risk and Hazard Assessment) to identify the most suitable management and adaptation options. You will have the opportunity to provide feedback on the proposed options through a series of workshops. Please use the submission form below to register your interest in attending one of the workshops.

In the meantime, keep an eye on this page and our Facebook for further updates.

Project timeline

Update project timeline to reflect activities that have now closed.

3.2 Information sheets (flyers)

Information sheets will be used as a digital and print resource to raise awareness and build understanding about the project and its progress. The flyers will also provide a summary of how stakeholder and community inputs have been considered and applied by the team throughout the project.

STAGE 1: Establish the Context

This flyer provides an overview of the entire project and should be used as a concise resource for people wanting to get an understanding of the purpose and timeframes of the project.

ACTIVITY 1: RECRUIT INTEREST

[IMAGE]

Project Overview

The City of Mandurah is undertaking a project to identify the coastal hazards faced by its northern beaches and adjacent communities. The project will deliver a Coastal Hazards Risk Management and Adaptation Plan (CHRMAP) for the northern beaches. The overall objective of the project is to actively investigate and manage potential coastal erosion and flooding in the project area.

This will allow the City to properly plan for adaptive land use and development along the coastline in light of the changing coastal environment.

The project is broken into five key stages:

- Stage 1 Establish the context: This stage sets the scene of the coastal environment and identifies community values for the northern beaches and surrounding areas.
- Stage 2 Risk and hazard assessment: This stage identifies and quantifies coastal hazards and analyses them against community and stakeholder values to evaluate acceptable risk.
- Stage 3 Risk treatment: The fourth stage develops a plan for the most appropriate coastal adaptation responses based on a variety of social, cultural, environmental and economic considerations.
- Stage 4 Draft CHRMAP Report: This stage includes the preparation and review of the CHRMAP, including public advertising.
- Stage 5 Final CHRMAP Report: The final report will be endorsed by Council.

--- [INFO BOX]

I don't use the beach so this isn't relevant to me.

We are seeking input from everyone who will be directly and indirectly affected by the CHRMAP. If you are a ratepayer, you have the right to understand how the recommended strategies may impact future funding priorities and the City's investment in the community. Don't miss out, have your say.---

Regular updates will be provided through the website, the City's Facebook page and several pop-up events over the coming months. Follow us to keep up to date.

[Link to website and facebook]

ACTIVITY 2-4: SURVEY, BEACH VISIT AND POP-UP STAND

Coastal Values

What are coastal values?

Communities value different things. Mandurah's location offers a variety of environments – access to the coast, lakes, parkland and provides a gateway into more rural areas. When planning for the future it is important to know what the community values so we can compare values of the coast to how much value is placed on other areas e.g. lakes systems, local neighbourhood parks.

Once we know the wider values we can look at coastal values in more detail. Coastal adaptation options are then informed by the values of the coast. This includes more than the economic value or cost of assets that may be impacted; it includes the social and environmental values of a place – are the coastal views and social gathering space (grassed areas/ BBQs) more important than access to the ocean? How does this change at different locations?

Social and environmental values can be heavily compromised by adaptation measures, such as engineered protection options used to protect land and assets. It is important that coastal adaptation projects take into account the broader community values and public benefits of the coast so the right decisions are made.

How can I be involved?

You can contribute to the project by highlighting the key things you enjoy and value about the City and telling us what you think about the northern beaches coastline and surrounding areas through our online survey. We are looking for contributions from everyone, including community members who do not visit the northern beaches and those who only visit occasionally. The survey is on our website [XX](#) and will be open until [XX](#).

Keep up to date

The City's adaptation team will also be hosting several pop-up events during the survey period, find out more on our website and Facebook page.

[\[Link to website and facebook & potential QR code to survey\]](#)

3.3 Social media

Social media will be used to promote the project and direct stakeholders to project information and events.

3.3.1 Facebook posts

The City of Mandurah's Facebook page (@CityofMandurah) is an active engagement platform, followed by just under 15,000 people with 14,244 'likes'. Facebook posts also offer an additional opportunity for engagement with those who prefer to use social media.

Confirm if the City has guidelines for social media posts.

STAGE 1: Establish the context

Activity	Indicative date	Post
1	Same day as website goes live	<p>The City's northern beaches are an important part of our community. Our coastal assets are increasingly at risk of erosion and flooding. The City is preparing a plan to understand the impacts of and manage our changing coastal environment.</p> <p>Learn more about the project and how you can help us plan the future of our northern beaches by going to our website [link to website].</p> <p>INCLUDE PICTURE/SHORT FILM</p>
3&4	Two weeks prior to beach visit and pop-up stand (to occur within week after survey going live)	<p>Come and have a chat about our beaches.</p> <p>The City will be hosting several pop-up events as part of the Northern Beaches Coastal Hazard Risk Mapping and Adaptation Planning (CHRMAP) project. Keep up to date and get reminders by attending 'The Future of Mandurah's Northern Beaches' event [link to fb event].</p> <p>INCLUDE PICTURE WITH TEXT</p>
2	One week prior to survey going live	<p>Are you interested in where your money goes?</p> <p>The City will be undertaking a survey in July to gather community feedback on the value of our northern beaches compared to other community places.</p> <p>Managing the coastline will require funding into the future, and it is important to hear from everyone to guide where money is spent.</p> <p>Keep your eyes on this page for updates and go to our website for more information [link to website].</p>
2	One week prior to survey going live	<p>Fill in the blank: I love the northern beaches because _____.</p> <p>The City will be undertaking a survey in July to understand what the community values about our northern beaches.</p> <p>Keep your eyes on this page for updates and go to our website for more information [link to website].</p>

		INCLUDE PICTURE
2	Day survey goes live	<p>The survey for the Northern Beaches CHRMAP project is now LIVE.</p> <p>The City is looking for your feedback on coastal values, whether you are a regular beach-goer or not.</p> <p>You have until XX to share your thoughts and let us know what you think is the best way to manage our coastal future [link to website].</p> <p>INCLUDE PICTURE/SHORT FILM</p>
4	Three days before pop-up stand	<p>Come say hi!</p> <p>Our coastal adaptation team will be at the XX from 9-11 to answer any questions you have about the Northern Beaches CHRMAP project. For more information visit our website and attend the event [link to fb event].</p> <p>INCLUDE PICTURE</p>
3	Day before beach visit	<p>Popping down to the beach this weekend?</p> <p>Watch out for the coastal adaptation team tomorrow who will be roaming around answering questions about the Northern Beaches CHRMAP project between 7 am and 5pm. Check exactly where they will be on our website and the event page [link to fb event].</p> <p>[link to website].</p> <p>INCLUDE PICTURE (OF PROJECT TEAM IF POSSIBLE)</p>
2&5	Day survey closes	<p>The Northern Beaches CHRMAP survey is now closed.</p> <p>If you still have more to say, please register your interest for upcoming focus group workshops on the project website.</p> <p>We are particularly interested in speaking to those of you living near the northern beaches that don't go to the beach, local business owners and people who are part of a local community group.</p> <p>INCLUDE PICTURE</p>
5	Two weeks before focus groups	<p>What do you value about the City? The City is running a project assessing coastal risks into the future. If you do not value or use the coast very much and would prefer to see investment elsewhere (libraries, roads, other recreation areas) we want to hear from you.</p> <p>Visit City's website to see how you can be involved.</p>

3.3.2 Facebook events

STAGE 1: Establish the Context

ACTIVITY 2 & 3: BEACH VISIT AND POP-UP STAND

Facebook events provide a way to track interest in the project and remind those wanting to join in the pop-up events. The project website remains the key engagement platform, and all events will link to the website. Nonetheless, Facebook events provide an alternative for those who prefer to use social media.

Image: XXX

Event name: The Future of Mandurah's Northern Beaches

Description: The coastal adaptation team will be at a pop-up information stand and roaming around Mandurah's beaches on Saturday XX. We are here to answer any questions about the Northern Beaches CHRMAP project. Have a chat and learn more about how you can take part in deciding how to manage our changing coastline.

You can find the team at the following beach locations, and roaming the beaches inbetween:

- Madora Bay Beach, 7-7:30 am
- Halls Head Parade Beach, 8:30-9 am

There will also be a pop-up information stand located at the following locations:

- XXX, 10 – 11:30 am
- XXX, 3:30 – 5 pm

Pick a time and place that suits and come say hi.

Check the website for more information [\[link to website\]](#).

3.4 Newsletter notices

Same content as section 3.5 Media releases, in print rather than digital format.

3.5 Media releases

Local media will be engaged to promote the project and key consultation events through media releases.

STAGE 1: Establish the Context

ACTIVITY 1: INTRODUCE PROJECT

Planning for the future of Mandurah's northern beaches

The City of Mandurah has begun investigating the impacts of a changing coastline on Mandurah's northern beaches. The City is preparing a Northern Beaches Coastal Hazard Risk Mapping and Adaptation Plan for the coastline between Madora Bay and Roberts Point.

According to **XX**, the plan will **XX**.

“**[QUOTE]**” they said.

The completed plan will be used to inform decision makers about short and long term possible coastal hazards and associated risks to assets and social values. The plan will allow them to make informed decisions about future coastal management and planning.

Regular updates will be provided through the website, social media and several pop-up events. A survey to be undertaken in July will key in gathering feedback and understanding concerns and impacts of potential risk management strategies.

More information on the project can be found at the Mandurah Matters website at **XX**.

ACTIVITY 2-4: SURVEY, BEACH VISIT AND POP-UP STAND

Conversations to manage the future of Mandurah's northern beaches

The City of Mandurah is reaching out to the local community to ask what they value about the northern beaches coastline. The Northern Beaches Coastal Hazards and Risk Management and Adaptation Plan (CHRMAP) will investigate and manage coastal erosion and flooding risks within the City's northern beaches.

According to **XX**, the plan will **XX**.

“**[QUOTE]**” they said.

The first stage of the project includes identifying coastal hazards and undertaking community engagement to understand the values and importance of the northern beaches coastal areas.

A survey is now open to the public and can be accessed at the Mandurah Matters website at **XX**. The survey closes **DAY MMMM DD**.

You can also chat to the City's coastal adaptation team during one of their pop-up events. For more information go the website or visit the City's Facebook page.

3.6 Letters

Letters will be sent out to champions and stakeholders in the 'Funders' stream as a form of active engagement. The letters will seek specific actions from the stakeholder to contribute to engagement activities for the project.

STAGE 1: Establish the Context

LETTERS TO BE PREPARED

ACTIVITY 1: RECRUIT INTEREST

3.6.1 Stakeholder champions

3.6.2 Nearby residents

3.6.3 Nearby businesses

ACTIVITY 5: FOCUS GROUPS

3.6.4 Local businesses

3.6.5 Community groups

3.6.6 Ratepayers who do not access the beach

3.6.7 City staff and Councillors

3.7 Presentations

Presentations will provide more detailed project information and opportunities for values mapping as part of in-consultation activities with key stakeholders.

STAGE 1: Establish the Context

ACTIVITY 5: FOCUS GROUPS

Presentations will be used to guide the focus group sessions. These will be prepared and submitted to the City for review one week prior to the event date.

Table 3 Focus group dates

Focus group session	Date
Business owners d	TBC
Beach user	TBC
Ratepayers who do not use the beach	TBC

3.8 Online engagement

Online engagement will primarily be used to gather information on coastal values, risk tolerance, importance of decision-making factors, and perceptions on funding opportunities for coastal adaptation.

3.8.1 Survey

STAGE 1: Establish the Context

ACTIVITY 2: SURVEY

TO BE PREPARED

City to confirm use of SurveyMonkey or EngagementHQ 'Survey' engagement tool.

3.8.2 EngagementHQ Places

STAGE 1: Establish the Context

ACTIVITY 2: SURVEY

The 'Places' engagement tool from Bang the Table's suite of online engagement tools is a great way to gather information on coastal assets and characteristics that are valued by the community. This is a perfect alternative to gain feedback from those who would rather not complete the full survey. It is also a useful tool for in-person engagement and can be used during the pop-up information and beach roving sessions.

City to confirm if they would like to use 'Places' engagement tool.

3.9 Formal advertising

Formal advertising will be undertaken to receive submissions from stakeholders for preparation of the final CHRMAP report.

STAGE 1: Establish the Context

N/A

Appendices

Appendix A – Stakeholder and issues matrix

Stakeholder	Level of engagement	Issues	Interest	Influence	Potential involvement	Project Delivery
Project Control Group						
City of Mandurah – staff	Collaborate	Project scope and timeframes. Protection of infrastructure and assets.	High	High	High	Direct liaison. Review of project documents. Project workshops.
City of Mandurah – Councillors	Involve	Political impacts. Environmental impacts.	High	High	High	Direct liaison. Project workshops.
Department of Planning, Lands and Heritage	Involve	Economic impacts. Social impacts Community benefits.	High	High	High	Direct liaison. Review of project documents. Project workshops.
Department of Transport (Coastal Infrastructure)	Collaborate		High	High	High	Direct liaison. Review of project documents. Project workshops.
Government						
Peel Harvey Catchments Council	Inform, consult	Project scope and timeframes. Environmental impacts. Economic impacts. Social impacts. Community benefits.	Medium	Medium	Medium	Direct liaison

Stakeholder	Level of engagement	Issues	Interest	Influence	Potential involvement	Project Delivery
Peron-Naturaliste Partnership	Inform/consult	Project scope and timeframes. Environmental impacts. Economic impacts. Social impacts. Community benefits.	Medium	Medium	Medium	Direct liaison
Utility/Service Providers						
Water Corp	Inform, consult	Protection/retreat of infrastructure and assets. Changes to servicing requirements and locations.	Medium	Medium	Medium	n/a
Business/local industry						
Peel Chamber of Commerce and Industry Inc	Inform, consult	Economic impacts. Protection of assets. Disruption to business operations. Business benefits. Loss of income. Property development opportunities (or constraints).	Medium	Medium	Medium	
Local business e.g. Seashells Mandurah, Silver Sands Resort,	Inform, consult		High	Medium	Medium	

Stakeholder	Level of engagement	Issues	Interest	Influence	Potential involvement	Project Delivery
Tides Café, Madora Bay Tavern						
Local landowners/community groups						
General community members and residents	Inform, consult	Protection/retention of assets (private and public). Property values. Consultation events. Lifestyle and amenity issues. Loss of rights. Social impacts. Environmental impacts.	High	High	High	n/a
Mandurah Coastcare Coordinating Advisory Group	Inform, consult		High	Medium	High	n/a
Other						
Tourists and visitors	Inform, consult	Lifestyle and amenity. Social impacts. Environmental impacts.	High	Medium	Medium	n/a
Local newspaper	Inform	Negative reporting of project and outcomes. Lifestyle and amenity issues. Environmental impacts.	Medium	Medium	High	n/a

Stakeholder	Level of engagement	Issues	Interest	Influence	Potential involvement	Project Delivery
		Impacts on local residents/communities				

Appendix B – Engagement plan

Engagement activity	Stakeholder	Purpose of engagement activity	Task details	Estimated timing	Responsibility
Stage 1: Establish the context					
Prepare stakeholder and community engagement plan	City	Develop stakeholder and community engagement plan including key messaging to guide engagement across the CHRMAP project	Develop draft stakeholder and community engagement plan	28 March 2019	GHD
			Review draft stakeholder and community engagement plan	3 April 2019	City
			Amend and finalise draft stakeholder and community engagement plan	8 April 2019	GHD
Prepare project communication and consultation materials	All stakeholders	Support stakeholder engagement by the project team Materials to focus on those required to implement the community values online survey, including: <ul style="list-style-type: none"> • Project information sheet to be distributed as a flyer and available on request • Advertising content to be placed in local newspaper • Notices to be placed in newsletters • Content to be placed on digital media channels • Online survey Materials to provide information about the project to the community, seek input to the values and promote participation in the online survey, advise of the timing and purpose of the	Prepare draft materials		GHD
			Review draft materials (including review by Marketing and Communications team for style and branding)		City
			Amend and finalise materials and distribute to project team		GHD

		upcoming community consultation workshops/focus groups and provide contact details for further information			
Confirm project telephone and email	All stakeholders	Confirm contact telephone number and email for stakeholder enquiries	Confirm telephone number and email address to be used and promoted for project enquiries		City
Newsletter notice	All stakeholders	Provide brief notification of the project and advise of beach visit	Finalise notice for inclusion in newsletter		City
Media release	All stakeholders	Advertise project, promote participation in online survey and advertise beach visit	Circulate media release		City
Review, update and issue project communications: <ul style="list-style-type: none"> • City website • Facebook • Twitter 	All stakeholders	Provide summary / detailed information (as appropriate to each digital media channel) on the project and promote participation in online survey	Draft content		GHD
			Place content on digital media channels		City
Implement online survey	All stakeholders	Seek input from a broad range of the community, provide opportunity for all community members to input into the establishment of values for the study area. Outcomes will inform the context chapter in the CHRMAP report and be incorporated into the Risk Treatment.	Launch survey		GHD
			Monitor responses	Open for period of 4 weeks	GHD
			Analyse and document stakeholder responses and incorporate into CHRMAP Report	Ongoing	GHD
Beach roving intercept surveys	All stakeholders	Introduce project, encourage participation in online survey.	Discuss project with community, promote survey		GHD
Pop-up stand	All stakeholders	Introduce project, encourage participation in online survey.	Introduce project, map values, discuss risk tolerance		GHD
Focus groups	All stakeholders	Introduce project, explore themes of consequence and risk tolerance.	Introduce project, map values, discuss risk tolerance		GHD

Maintain stakeholder engagement register	All stakeholders	Document all engagement, communications and actionable feedback, meetings and workshop minutes, stakeholder discussions and comments Allow the City to accurately monitor and report on input, potential issues and risks and plan for future consultation	Maintain stakeholder engagement register	Ongoing	GHD
Stage 5: Risk Treatment					
Newsletter notice	All stakeholders	Brief notice of project, promote 6 MCA workshops to attract different stakeholder groupings	Draft notice		GHD
			Finalise and include in newsletter		City
Media release	All stakeholders	Brief notice of project, promote 6 MCA workshops to attract different stakeholder groupings	Draft media release		GHD
			Finalise and circulate media release		
Review, update and issue project communications: <ul style="list-style-type: none">• City website• Facebook• Twitter	All stakeholders	Brief notice of project, promote 6 MCA workshops to attract different stakeholder groupings	Draft content		GHD
			Finalise and place content on digital media channels		City
MCA workshops	All stakeholders	Preferencing adaptation options	Identify stakeholder groupings for 6 MCA workshops		City/GHD
			Recruit workshop attendees		City/GHD
			Prepare focus group materials, facilitate group sessions, summarise outcomes		GHD
Stage 8: Draft CHRMAP					
Newsletter notice	All stakeholders	Advertise project, promote release of draft, encourage submissions	Draft notice		GHD
			Finalise and include in newsletter		GHD

Media release	All stakeholders	Advertise project, promote release of draft, encourage submissions	Draft media release		GHD
			Finalise and circulate media release		City
Review, update and issue project communications: <ul style="list-style-type: none"> • City website • Facebook • Twitter 	All stakeholders	Brief notice of project, promote 6 MCA workshops	Draft content		GHD
			Finalise and place content on digital media channels		City

Appendix C – Stakeholder champions

TO BE PREPARED

Appendix D – Plan of the study area

www.ghd.com

GHD

999 Hay Street
 Perth WA 6000
 T: +61 8 6222 8222 F: +61 8 6222 8555 E: permail@ghd.com

© GHD 2020

This document is and shall remain the property of GHD. The document may only be used for the purpose for which it was commissioned and in accordance with the Terms of Engagement for the commission. Unauthorised use of this document in any form whatsoever is prohibited.

6138058/19488

Document Status

Revision	Author	Reviewer		Approved for Issue		
		Name	Signature	Name	Signature	Date
A	B Benjamin	N Hoey		C Thompson		5/7/19



Disability Access and Inclusion Plan (DAIP) Progress Report 2019–2020

Table of contents

Introduction.....	144
Important notes.....	144
Your details	2
Access and inclusion progress.....	2
1. General services and events	2-11
2. Buildings and facilities.....	12-26
3. Information and Communication.....	27-32
4. Quality of service	32-36
5. Complaints and safeguarding.....	34-36
6. Consultation and engagement.....	36-41
7. Employment, people and culture.....	42-46
8. Agents and Contractors	46-47
9. General feedback	47-49

Introduction

Welcome to Disability Access and Inclusion Plan (DAIP) reporting for 2019-2020.

Collecting information about the extent of the effectiveness of DAIPs through a Progress Report is an important requirement of the Disability Services Act 1993. The information is used by the Minister for Disability Services to report to Parliament. Your contribution is greatly appreciated.

The format of the report this year reflects previous report feedback about the confidence, awareness and progress public authorities have made to access and inclusion. As you consider your responses, we are particularly interested in:

The extent to which access and inclusion is effectively integrated into policies and practices

The influence of access and inclusion measures on customers, clients, residents or communities.

Once you have approval from your organisation, please send your completed report to access@dsc.wa.gov.au.

Please complete your DAIP progress report by Friday 31 July 2020.

Help in completing your Progress Report is [available](#) by contacting the Access and Inclusion team:

Email: access@dsc.wa.gov.au

Phone: 08 9222 4580 or 08 6217 6263

Important notes

- Please answer all questions.
- Please include as much detail on key initiatives as possible to share the narrative about the initiative. This may include how the issue arose and the responsiveness required; who was involved or helped inform the activity; what the activity was and whether it was successful or not. You can add extra text boxes if needed.
- Activities reported should also consider those reported by agents and contractors on behalf of your organisation.
- Photographs are most welcome, they may be used in the Minister for Disability Services' yearly report on DAIPs. You can upload a photograph for each outcome area, or if you have a series of photographs for one outcome area, upload a document file with the photographs inside. NOTE that photos of people cannot be featured in the Minister's report without written permission from the person or their guardian. A sample permission form is [available](#).

Your details

Name of public authority: City of Mandurah

Name of contact person: **Fiona Allen**

Phone number: 9550 3256

Email: Fiona.Allen@mandurah.wa.gov.au

Access and inclusion progress

1. General services and events

DAIP Outcome 1: People with disability have the same opportunities as other people to access the services of, and any events organised by, a public authority.

Ensuring all people can access your organisations public events and general services is fundamental to good customer service.

a. Did you commence or complete new activities, or make significant achievements to ongoing activities, in 2019-20? Yes

b. If Yes, please describe one or more of these activities, sharing as much as possible about the purpose and the outcome of the activity.

Sensory Tents/Chill Out Zones

The City of Mandurah's Events team work collaboratively with the Community Capacity Building team to implement and facilitate sensory rest stops at all major City led events.

The events team assists the Access and Inclusion officer to facilitate the sensory rest stops with all event specific information and support. The Access and Inclusion officer provides sensory specific information and support to enable the implementation of the sensory spaces through sharing information with other team members and business units.

In 2019 the City of Mandurah provided a sensory rest-stop space at the following events:

- Children's Festival
- My Park Grooves
- Homelessness Awareness Week
- Wellness Wednesday



The above images are of the Chill-Out area which was provided at the Homeless Awareness Week event which was held in 2019 at the Mandurah Foreshore. This space included knitted blankets from the Mandurah Knitters group to support people to relax in the space and were available for people to keep if they wanted to.

The inclusion of the Chill-Out space at the above-mentioned event is an example of access and inclusion becoming part of the standard design and implementation for community events – where everybody benefits from being an accessible and inclusive local government.

A group of community volunteers from the Inclusive Mandurah group supported the facilitation of the sensory rest-stop at the 2019 Children's Festival.

A sensory rest-stop was planned for the 2020 Crab Fest but the event was cancelled due to COVID-19. The planning for the sensory rest-stop was led by a community partner APM and the Inclusive Mandurah group and supported by the City of Mandurah through the events team and the Access and Inclusion Officer. An image from a planning meeting between the Inclusive Mandurah group and APM is included below.



The sensory rest-top/chill-out zone which was provided at the My Park Grooves events were facilitated by a range of City officers from Access and Inclusion, Community Safety and Health.

The Community Capacity Building team has developed a 'sensory tool box' in addition to bean bags, outdoor floor mats and outdoor giant games available for community groups and City teams to borrow to assist to implement chill-out zones at community events. The sensory tool box and the sensory rest-stop places support people with varying sensory needs to access events through providing suitable spaces to retreat to.

For City led events, information about the sensory rest-stops is made available on the City's website to assist people with access needs when planning to attend community events.

Sensory Tool Kit

The City of Mandurah has worked with a local therapy provider to develop an online and downloadable resource to assist community groups to facilitate their own sensory rest-stops / chill-out zones at community events. The content for this resource has been written in 2019/2020 and will be ready to add to the City's new website in 2020/2021.

The City engaged with a local therapy provider to develop this resource after a number of questions from community members and other business units were raised to the Access and Inclusion officer about how to facilitate a sensory rest-stop. This is available for loan to community members/ groups and a process to enable this is under development.

The online resource will support business units, community members and groups to develop an understanding of why a sensory space is required for some people. In addition to this, the resource will support community groups to increase their confidence and ability to facilitate their own sensory spaces without relying on the City for this need.

The resource will include information on how people can access the sensory toolbox, bean bags and other equipment from the City of Mandurah for sensory rest-stops.

Christmas Pageant 2019

The City of Mandurah received feedback from community that an additional Auslan interpreter would be beneficial at the 2019 Christmas Pageant event. So, after a meeting between the events team and the Access and Inclusion officer it was decided that an additional Auslan interpreter would attend the event. This allowed for an interpreter on the stage for the Christmas carols and an Auslan interpreter to assist Santa. The interpreter was dressed as an elf to assist Santa to interpret his speech to Auslan.

The inclusion of an Auslan interpreter to assist Santa provided a unique opportunity to children and families to experience the diversity in our community. Everyone who visited

Santa, regardless of whether they required an Auslan interpreter, benefited from the experience due to seeing inclusion in practice – ordinary, everyday, typical.

For the second year a local disability service provider assisted the City to facilitate the pageant by holding the banners / flags for each of the pageant groups/floats. This provided an excellent opportunity for people with disability to be included in the event through a valued role. The images below illustrate the positive impact that this inclusion provided to our community.



Mandurah Foreshore Signage Audit

In 2019 the Compliance Services team approached the Access and Inclusion Officer to work together to undertake an audit on the placement of signage and furniture along the Eastern Foreshore (café precinct) and Smart Street Mall. Two local residents who have a vision impairment were invited to participate to provide a lived experience of what it is like to navigate public spaces.

The audit was completed over two visits as a team including compliance officer/s, access and inclusion officer and community member/s. The focus of the audit was to develop an understanding amongst business owners and operators of the importance of providing access in shared spaces and the impact caused when placement of signage and other items are not considered from an access perspective.

The compliance team plan to conduct more visits to business owners and operators in the future and utilising this awareness building approach to compliance.



Reflecting with Art

The Contemporary Art Spaces Mandurah (CASM) provides monthly art tours and workshops for people who have dementia. This initiative is a partnership between CASM, the Mandurah Libraries and the Mandurah Performing Arts Centre and it is led by volunteers.

In this program, art is the catalyst which draws memory out – providing opportunities to have conversations stemming from the artwork and supporting people with Dementia to stimulate their memory.

Due to COVID-19 the Reflecting with Art program has been placed on hold and an online Reflecting with Art program will be launched in July / August 2020. This program will

provide people living with Dementia the opportunity to continue to engage in the Reflecting with Art program.

Unsteady Art Class

Through access to the City's community grants program a local artist and a community champion and who happens to also have Parkinson's Disease (PD) has facilitated an art group called the 'Unsteady Art Class'. This group provides a welcoming and safe space for people who have Parkinson's Disease and/or people who support a family member with PD who are keen to explore their creative side. The group provides a great opportunity to learn new art techniques, laugh, meet positive and motivated people, have fun and produce amazing art work.

This group displayed some artwork in the foyer at the Mandurah Performing Arts Centre on the day of International Day of People with Disability (3 December 2019).

The Unsteady Hand Group have continued to create artwork despite the COVID-19 restrictions. Sue Edge, the local artist and champion who runs the group has delivered creative boxes to the artists in the group. As restrictions have eased Sue has provided 1:1, 1:2 sessions to support people to stay engaged in the art group.



Faces of Mandurah Portrait Project

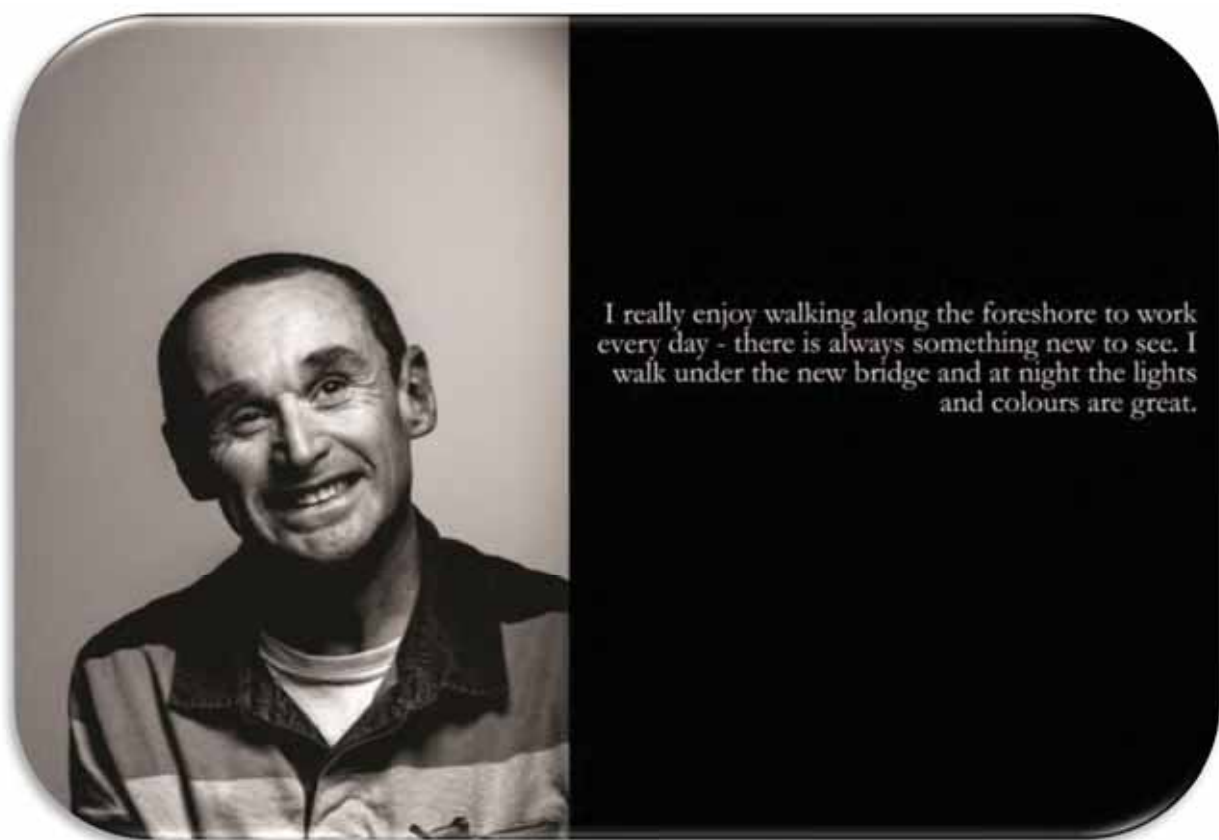
The Faces of Mandurah Portrait exhibition was part of the Mandurah Arts Festival in November 2019. The aim of the Faces of Mandurah portrait project was to bridge the gap between generations.

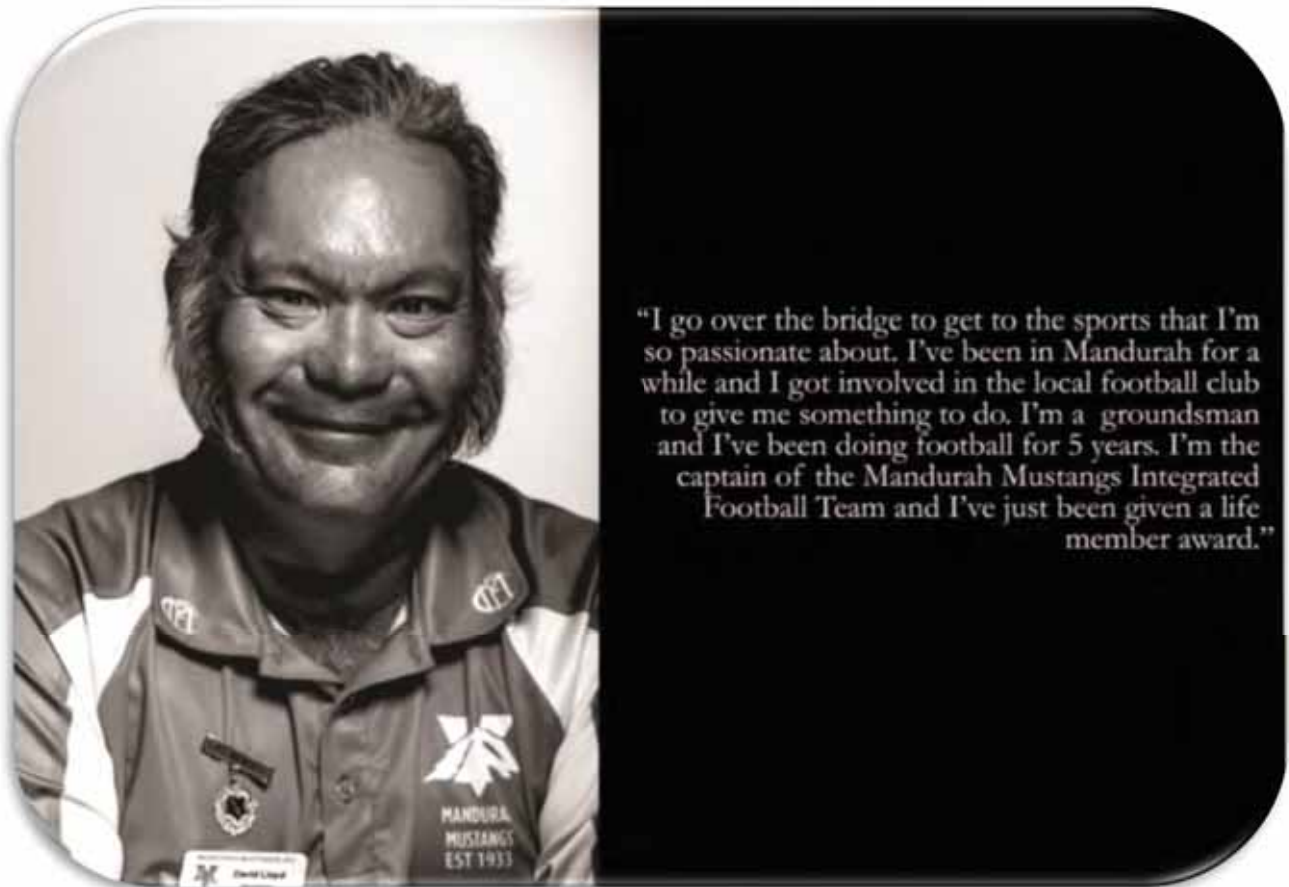
A collection of portraits and personal stories representing the community of Mandurah featured over the Mandurah Bridge during the Arts Festival.

Members of the community with disability were represented in this project. The stories of people with disability did not focus on their disability – but their connection to their community in reference to the Mandurah bridge.

The aim of this project was to bridge the gap between generations. But, in addition to this it also provided a showcase of the bright and diverse community that makes Mandurah such a welcoming place to live and visit.

The bridge which was used to showcase the black and white portraits is designed so that it provides access for people using mobility devices – with the artwork displayed at a universally accessible height.





World Wetlands Day Event

The City's Environmental Services team initiated the inclusion of the City's beach wheelchairs and invited local volunteer led Fishability and Sail-into-Life groups to participate in the World Wetlands Day event in February 2020. This event demonstrated to the community that all people, with appropriate supports, can enjoy and engage with the local natural environments.



Club Renovation Toolkit Training

The City of Mandurah successfully applied for the second round of the Socially Inclusive Communities Western Australia project with Inclusion Solutions. Due to COVID-19 the training component of this project changed to online learning through the Club Renovation Toolkit program.

A combination of sporting groups and community groups from across Mandurah are currently participating in this online training. This program supports groups and clubs to develop strategies and skills to improve how they operate and how to provide opportunities for all people.

Socially Inclusive Communities WA

Through involvement in the Socially Inclusive Communities round one program the City of Mandurah was able to offer the community access to a workshop called 'Building Stronger, Better Connected Clubs'. This workshop was aimed at community clubs and recreation groups wanting to strengthen their membership numbers and increase volunteerism through exploring the talents, skills and passions of all community members.



Staff from across various business units at the City of Mandurah were also able to access the Inclusion Forums offered by Inclusion Solutions as part of the SICWA project. These forums delivered messages focused on the importance of social justice and the value of providing inclusive opportunities for all members of community. Staff who attended these

forums left the sessions feeling inspired and motivated to make the local community of Mandurah a more welcoming place for all.



Billy Dower Youth Centre

The Youth Team are working with a local Education Support Centre to support young people with disability to feel confident and welcomed to attend the youth centre and to participate in the many programs and activities on offer.

The Youth Team have presented to the Inclusive Mandurah group, providing information about how the youth centre works and how community can work together to support young people with disability to engage with the centre.

The youth centre has experienced an increase in people with disability participating in programs and activities at the centre since the NDIS was rolled-out in the Peel region. The youth centre have reported some great outcomes of young people with disability engaging in activities with formal supports provided, by a funded support worker through an NDIS plan, being gradually withdrawn over time as the young person's skills and confidence increase.

The youth team are working well with support workers from outside of the City to encourage positive outcomes for people with disability.

2. Buildings and facilities

DAIP Outcome 2: People with disability have the same opportunities as other people to access the buildings and other facilities of a public authority.

This outcome area is about how your organisation has ensured and safeguarded accessibility in the planning, design, and improvement of built infrastructure.

a. Did you commence or complete new activities, or make significant achievements to ongoing activities, in 2019-20? Yes

b. If Yes, please describe one or more of these activities, sharing as much as possible about the purpose and the outcome of the activity.

Beach Access Storage Shed

The Mandurah Ocean Marina team initiated the concept idea for a beach access storage shed at Keith Holmes Reserve in Mandurah. The various business units across the City are demonstrating great leadership in design which enables greater access and inclusion for all of our local community.

The beach access storage shed has room for three beach wheelchairs and has a hose attachment which can be used with the tap next to the shed to rinse of equipment prior to storing back in the shed.

The sign on the shed was designed by a local art group called 'Ability Arts' and the fob key for the storage unit will be available from the next-door Mandurah Ocean Marina Chalets.

Keith Holmes Reserve was selected as the site for the beach access storage shed due to the pre-existing infrastructure including ACROD parking, accessible toilet, ramp access to park, beach, toile, storage unit. Additionally, Keith Holmes Reserve includes accessible playground equipment and beach matting.



Beach Walker

Through working together with neighbouring local governments – the City of Mandurah has been able to trial a Beach Walker (a typical style walking frame which can be used on sand).

The City of Rockingham was able to lend one of their beach walkers to the City of Mandurah which was showcased at the World Wetland's Day event along the Mandurah Foreshore in February 2020. This walker was available for community members to trial and provide feedback to City staff. Through this trial opportunity the City received positive

feedback from the community which supporting the idea of the City purchasing a beach walker for community use.

In June 2020 the City purchased a beach walker which will be stored in the new Beach Access Storage shed.



Image: Beach Walker on loan from City of Rockingham at event along Mandurah foreshore.


Keith Holmes Reserve Upgrade

The City of Mandurah Marina team have implemented extensive upgrades to the paving at Keith Holmes Reserve. The paving upgrade includes increased accessibility for people using mobility devices in addition to artistic design features which add interest to the spaces.

The artworks are enjoyed by all of community – with school children counting the schools of fish, dolphins and divers – whilst ensuring that the artwork still provides a smooth surface and that contrasting colours have been used for increased visibility.

Spaces have been provided for future picnic tables and shelters which will provide for universally accessible tables with circulation space.

This space also includes an accessible floating jetting with an image included below.



Images below of the artwork in the paving upgrade at Keith Holmes Reserve.





CASM Gallery Access Upgrade

The City of Mandurah continues to work towards providing universal access to all buildings and facilities. This goal remains a work-in-progress but achievements are made every year. For example, there has been an electronic door upgrade to the Contemporary Art Spaces Mandurah gallery. This electronic door, including a smooth threshold entrance provides excellent access to all artists, staff and visitors using the gallery space. This upgrade has proved to be a beneficial addition not only to people with a disability but for people carrying art supplies and people pushing a pram and for deliveries using a trolley. This is another example of universal access making the world a more vibrant place for all.



Administration Building Access Upgrade

A person who uses a wheelchair commenced employment within the City of Mandurah administration building in 2019. It was soon identified that the internal doors were difficult to open and close due to the weight of the doors. A quick-fix was initially implemented by changing the hinges on the doors. Soon after these changes were made staff from all across the organisation were commenting on the positive impact made to their daily experience within the office due to the change in the door weight.

In 2020 a further improvement was made to two internal doors within the administration building through the provision of automatic operation to open the doors. Again, this further improvement has had a positive impact on all staff even though the access upgrade was targeted to a person with a disability.



The new automatic door in the City administration building works brilliantly for all staff.

San Remo Beach Upgrade

The Landscape and Technical Services team have been able to install ramp access to a beach shelter and viewing area at San Remo beach. This addition provides improved access to community members to a popular beach. This beach has a surf club, café, playground, public toilets and ACROD parking.

The Mandurah Surf Life Saving Club also provides the Star Fish Nippers program for children who have disability related needs.

The beach shelter is well-positioned off to the side from the café and parking area – making the space a great place for all of the community to easily access to enjoy the ocean views – whilst possibly enjoying a fresh cup of takeaway coffee!



Halls Head Coastal Boardwalk – Stage 1

This space is an example of the City of Mandurah's commitment to universal design. This boardwalk provides a shared space for community to enjoy the ocean with spaces for wheelchairs at the breakfast ledge and next to bench seats.





Novara Foreshore (Stage Three Upgrade)

The Stage three upgrade to the Novara Foreshore has included new viewing platforms in the 'Meeting Place'. There are accessible ramps to all of the viewing platforms utilising aesthetically appealing design with an art theme reference to the local Noongar culture. Images below.





Smart Street Upgrade

Access and inclusion have been considered as part of proposed upgrades to the busy and popular Smart Street upgrade (part of Mandurah City Centre). The Access and Inclusion Advisory Group have been invited to provide input into this upgrade project with one member particularly interested due to lived experience of disability as a person with a vision impairment.

The upgrade will include;

- **General de-cluttering of the street and defined pedestrian access ways, clear of structures and obstructions**
- Removing stepped access from paving into business premises by grading new paving level to meet door openings
- Provision of a range of furniture options – including seats with backrests and arm supports to provide greater access to people with mobility impairments.
- Provision of compliant tactile surface indicators – warning and directional.
- Recommendations of an independent access report will be reviewed and be considered to finalise design details relating to the above.

Mandurah Waterfront – Western Foreshore – New toilets

The Senior Landscape Architect from Works and Services from the City of Mandurah has worked closely with the City's Access and Inclusion Advisory Group for input into the toilet design.

This toilet design is an example of the City's commitment to building a welcoming community for everyone through going beyond minimum access requirements.

- **Design includes two accessible toilets, one ambulant toilet and four standard toilets.**
- **The facility also includes a storage area that has been sized layout and serviced so that it could be converted to a 'Changing Places' facility if determined in the future that this is the most ideal place for this facility (in regards to the overall upgrade to the Western Foreshore space)**

Mandurah Waterfront – Western Foreshore Play Space

Access and inclusion have been considered as part of proposed upgrades planning and design process for the Western Foreshore Play Space. An integral part of Play Space design criteria includes provision of challenging, adventure play elements that cater for a range of age groups and abilities. Examples of accessible features of the Play Space design include:

- **Provide for 'sensory seekers' and 'sensory avoiders'.**
- **The play tower will include an accessible ramp to at least one level of the structure.**

Members of the City's Access and Inclusion Advisory Group contributed to the vision for play space and engaged in the review of the concept design.

Project leads also met with Occupational Therapists from Kern Health and a carer to seek feedback on proposals and further considerations.

Requirement for an independent access audit of design was included as part of consultant's scope of works for Design of Custom Play Structures.

Mandurah Waterfront – Skate Park

Typically, a skate park may not be considered as a community space were access and inclusion is considered. However, the City of Mandurah sees this space as an important community meeting space were family and friends will visit for recreational use and/or as spectators. The space has been designed to attract competitions to the local area.

Requirement for an independent access audit of design was included as part of 'Design and Construction' scope of works.

The City's Access and Inclusion Advisory Group members were briefed on project at regular intervals and feedback invited. During detail design the group members were specifically engaged with in regards to preferred Drinking Fountain model types.

Construction on project has started. Construction completion date January 2021.



The above images show the drink fountain option that the Access and Inclusion Advisory Group agreed on for inclusion at the Skate Park. This option has a lever operation which supports universal access for people with less finger dexterity and strength in the hands and wrists.

Mandurah Waterfront – Estuary Pool – Planning and Design

Access and inclusion have been considered as part of the proposed upgrades, planning and design process for the Estuary Pool including;

- Addition of an access ramp to existing beach area that is being upgraded (currently large step access).
- Provision of stepped and ramped entry into Estuary Pool.
- Generous path access ways and circulation space that exceed minimum widths.
- Kick rails to edge of Estuary pool walls and curved floating platform.
- Balustrade to full outer edge of curved floating platform.
- Provision of shade and seating with back supports and arm rests.

The final design outcome is a balance between providing equitable access and ensuring that risks for all users are mitigated.

Existing beach area upgrade design includes more generous beach area with gentle slope grade to water and 1:20 ramp access from existing path access.

San Marco Reserve (Halls Head)

Access improvements were made to a neighbourhood park in Halls Head to increase accessibility for all local residents to be able to enjoy the space.

The Technical and Landscape Services team created a path with ramp access through the reserve as well as planting trees. A seat was also installed under the shade of tree with plenty of circulation space for people using mobility devices. Local residents using mobility scooters and wheelchairs are now able to access this charming space to meet with friends and neighbours.



Before and after aerial images of the San Marco Reserve

Westbury Way Park in Dawesville – Stage Three

Some of the following inclusions have been made possible at Westbury Way Park through active engagement with the City's Access and Inclusion Advisory Group and a strong commitment from the Landscape and Technical Services team to providing universally accessible spaces that all of the Mandurah community can enjoy.

- Accessible 'Honeycomb', Bird's Nest style rocker and 'Tornado', Bird's Nest style swing with accessible rubber soft-fall surround surface.
- Two wheelchair accessible picnic tables.
- Snake carving to timber adjacent to path with Noongar and English names to provide access to carving and sensory experience.
- Additional carvings in the play space off the path provide sensory experience.
- Rubber soft-fall surface to provide access to sand play area.
- Wheelchair accessible drinking fountain.
- Accessible paths.



Mandurah Aquatic and Recreation Centre (MARC)

During the 2019/2020 the MARC has been able to purchase a portable hoist which will be used in one of the Accessible Changerooms and in the Wellness Spa. This hoist has been purchased to provide an additional option to the fixed hoist in the Wellness Spa and in the Changing Places facility at the MARC.

The centre staff observed that there was a high demand for the use of the hoist in both the Changing Places facility and the Wellness Spa areas. This additional hoist will enable greater access for visitors to the MARC.

In February 2020 the MARC hosted a Come and Try/Talent Search Wheelchair Rugby League session. This session provided an inclusive sporting opportunity which was open to all of community at no cost. The event organisers explained that the venue and engagement level from Mandurah exceeded all other events across WA – and that some

talent was identified from Mandurah. The Recreation Centres and Community Capacity Building teams plan to explore opportunities for further wheelchair sport events to be held at the MARC.



3. Information and Communication

DAIP Outcome 3: People with disability receive information from a public authority in a format that will enable them to access the information as readily as other people are able to access it.

Good practice in this area involves considering your target audience: language and terminology; format; location and sensory access for physical signage; technology and customer service delivery.

a. Did you commence or complete new activities, or make significant achievements to ongoing activities, in 2019-20? Yes

b. If Yes, please describe one or more of these activities, sharing as much as possible about the purpose and the outcome of the activity.

Disability Support and Service Providers

The City of Mandurah has updated the landing page 'Disability Support and Service Providers' on the City's website. This page includes the following headings:

- COVID-19 Specific Information and Resources
- NDIS Partners in Mandurah
- Support Providers (NDIS)
- Education Support Centers
- Advocacy Support
- Disability Employment Service Providers
- Recreation
- Useful links

This page supports the community to independently access information specific to disability-related needs.

<https://www.mandurah.wa.gov.au/city-and-council/access-and-inclusion/disability-support>

Inclusive Mandurah Facebook

Often people with disability and family members do not receive the same level of access to information and resources as providers to service providers. The Inclusive Mandurah Facebook page attempts to reduce the gap between what service providers have access to and what family members and people with disability have access to.

The Inclusive Mandurah Facebook page provides a local hub of information about events, resources and news relevant to access and inclusion for all people in the community – not just service providers.

Over the last six-months there has been an increase in engagement in this page and the page has proved to particularly helpful during COVID-19.

This Facebook page is independent from the City of Mandurah but is currently supported by the City whilst the community led group develops confidence and capacity to manage this page independently from the City.

Dementia Friendly Resources

The City of Mandurah Libraries team continue to add Dementia Friendly resources to the shelves at the Mandurah Libraries. Alzheimer's WA have recommended resources which are picture heavy with few words – aimed at adults rather than a typical children's picture book. The library team have also developed 'Make with Me Packs' that people can borrow. These packs are designed for people with Dementia to use with their family members (i.e. children, grandchildren). The packs include a book and a craft – with reformatted instructions enabling people with Dementia access to completing the craft activity with their family members with an increased level of independence.

The City of Mandurah has over 28 'Make with Me' packs of various titles that are specifically designed to be dementia friendly and can be loaned by anyone who has a library membership. In addition to this, 180 Make with Me Packs were gifted to community groups and schools.

Interestingly, library team members have been approached by community members explaining that these resources are providing inclusive opportunities to other community members including people with Autism. One parent explained that the written material is presented in a way that provides less distractions to her son who has Autism.



The image above shows library team members holding some 'Make with Me' packs ready for distribution to the City's intergenerational partners (both child and senior organisations).

Library Resources

In addition to the above-mentioned Dementia Friendly resources the City of Mandurah libraries continue to add accessible resources to the libraries each financial year – including audio books, large print and books which include braille.



City of Mandurah Community Sector Hub Facebook Page

This Facebook page was launched as a response to COVID-19 to support the local community sector to stay connected and updated on current information, resources and activities in the community.

Although this Facebook page is dedicated to the community sector – people with disability, family members and support networks are supported through greater access to information. This is achieved by enabling the community and disability support sector with access to a wealth of relevant information that is passed onto people with disabilities and support networks. Through access to this information people with disabilities and their networks achieve greater access to available resources and information in the community.

Mandurah, Kwinana, Rockingham Access and Inclusion Network (MKRain)

MKRain is an example of effective collaboration between neighbouring local governments. This network group came about through a meeting between the Access and Inclusion Officers at each of the respective local governments who identified that people with disability and their support organisations do not work and live within local government boundaries.

Rockingham already had a well-established Rockingham Access and Inclusion Network attended by disability and community organisations across Rockingham and other local areas to share information and resources to the benefit of the community.

Early in 2020 the first Mandurah, Kwinana and Rockingham Access and Inclusion Network meeting was held. As a result of the COVID-19 restrictions the meetings were moved to an online platform with attendance significantly increasing.

As part of this initiative the City of Rockingham facilitates an e-newsletter which the City of Kwinana and the City of Mandurah support with providing content. This e-newsletter is distributed to hundreds of disability and community support organisations across the three local governments.

The MKR network provides another avenue for service providers to access relevant and timely information to share with people with disabilities and their support networks.

Easy Read – COVID-19

The City of Mandurah has strived for excellence in providing current and relevant information and resources to the Mandurah community throughout COVID-19. An example of this excellence is the Mandurah Matters website – a community hub for information and a dedicated page to COVID-19. This page has also provided an Easy-Read document about COVID-19 to support people with an Intellectual Disability to access information about the virus.

In the new financial year, the City of Mandurah plan to access training through Visability to develop skills and confidence around developing written material which is accessible to all of the community.

Wearable Art – Tactile Boards and Audio Descriptions

The City of Mandurah approached a local artist who worked with our Arts team – selecting five garments from the Wearable Arts exhibition to do an audio description for.

The artist approached three community groups (local children, people living with dementia from the Reflecting with Art program and Silver Chain) who viewed the garments and explained and interpreted what they saw. The audio descriptions feature an introduction and artist statement voiced by Mandurah MP and state Culture and Arts Minister David Templeman as well as observations about the garments by local community members.

Headsets were made available at the exhibition with the descriptions being played from small MP3 players which were easy to move around with.

Tactile boards were included with the audio descriptions. A selection of fabrics, the same as the garments, were made available from the artists – for people to touch. The tactile boards – along with the audio descriptions provided the opportunity for people with a vision impairment to feel the materials each artist has used as well as the opportunity to explore and understand the artists' creations through another's eyes.

The interesting thing about the audio descriptions and tactile boards was – everyone benefited from the opportunity to experience the art through all senses! Feedback from the community showed overwhelming support that the audio descriptions and tactile boards made the exhibition more vibrant (than it already was).



4. Quality of service

DAIP Outcome 4: People with disability receive the same level and quality of service from the staff of a public authority as other people receive from the staff of that public authority.

This outcome area involves the safeguards and initiatives which ensure that your services and processes are consistent, inclusive or readily adjust to people's needs.

a. Did you commence or complete new activities, or make significant achievements to ongoing activities, in 2019-20? Yes

b. If Yes, please describe one or more of these activities, sharing as much as possible about the purpose and the outcome of the activity.

Intergenerational Christmas Event

In December 2019 an Intergenerational Christmas event was held at the Lakelands Library – with the library team considering lots of access and inclusion details. This is an example of leadership demonstrated by the City of Mandurah staff to facilitate welcoming events for all of our community.

The City's Marina team provided beach access matting to the outdoor lawn spaces to support access for people using wheelchairs and other mobility devices and aides.

Large outdoor games were provided to ensure that there were universally accessible outdoor activities for all ages. Sensory toys and bean bags were also made available for people needing time to 'chill-out' in a quiet zone.

Story Dogs

Story Dogs support people who may not have the confidence to read aloud to anyone else – to read to one of the trained Story Dogs. Story Dogs provide a non-judgemental setting where a person can focus on their literacy skills and develop their confidence. The Story Dog supports people to relax and to enjoy the experience of reading.



The library team were able to run a Story Dog program during the 2019/2020 financial year. The program was offered to local home-school families at one of the Mandurah library venues. Students are able to access a 20-minute session with a story-dog and their facilitator (the team). The idea is that students retain the same appointment with the same team throughout the term to ensure continuity and build confidence.

An example of the benefit of this program for people of all abilities includes a local child who, after working with the Story-Dog team, is now able to read sentences.

Story Dogs is a volunteer run national literacy program whereby dog teams visit local primary schools. The aim is to encourage reluctant or struggling readers between the age of 7 and 10 to build confidence and interest in reading by giving them the opportunity to read to dogs that have been assessed for the purpose (with minimal interference from the volunteer). The dogs are non-judgemental and the atmosphere is relaxed.



Customer Service - Knowledge Base Articles

The City's Customer Service team have added disability specific information to the knowledge base articles. The customer service team are now able to access this information quickly so as to provide community members with relevant information in response to queries related to access and inclusion within the City of Mandurah.

The information that has been recently added to the knowledge base includes:

- Disability Services - Listing of Services available
- Access and Inclusion Information
- Accessibility of City Facilities
- Process for applying for an ACROD permit

5. Complaints and safeguarding

DAIP Outcome 5: People with disability have the same opportunities as other people to make complaints to a public authority.

Equitable complaints mechanisms can effectively receive and address complaints from all members of the community and play a fundamental role in making sure that services meet the needs of intended consumers.

a. Did you commence or complete new activities, or make significant achievements to ongoing activities, in 2019-20? **Yes**

b. If Yes, please describe one or more of these activities, sharing as much as possible about the purpose and the outcome of the activity.

How to Report an Access Concern

The City of Mandurah has developed a simple 'how-to' guide for community members to follow when wanting to report an access issue to the City of Mandurah. This 'how-to' guide has been emailed out to community networks through the Access and Inclusion Officer to both individual community members and disability service organisations.

Access and Inclusion Advisory Group

The City's Access and Inclusion Advisory Group (AIAG) meets six times per year. At each meeting there is a section dedicated to a 'round-table' discussion. During the round table discussion group members are able to raise access issues from around the City. Members are encouraged to use the above mentioned 'how-to' guide for general access concerns with the larger, more strategic level issues to be raised at the AIAG meetings.

When an item is raised in the round table section, and if it is not addressed within this meeting, the item is added under the 'general-business' section to be updated at the next AIAG meeting. AIAG members are welcomed and encouraged to raise community level complaints and issues at the AIAG meeting.

In December 2019 two members from the City's Landscape and Technical Services team were invited to join the AIAG as City representatives. These members attend the meetings during the project update, round-table and general business sections of the meetings so that they are able to directly respond to queries relating to landscape and technical services.

Local Networks

During the COVID-19 crisis the City of Mandurah worked closely with local disability and community support organisations to ensure that organisations stayed connected and informed regarding local supports and services.

The City's Access and Inclusion Officer maintained connections through the local disability sector and established new connections to ensure that this sector was informed and connected throughout the crisis.

Through moving the Mandurah, Kwinana and Rockingham Access and Inclusion Network (MKRain) online – local providers were able to keep up-to-date with local supports and services. Furthermore, providers were able to maintain a direct line of communication with the City of Mandurah to ask questions and raise concerns. All issues and questions which were raised and / or identified were responded to and shared with the network members.

COVID -19 Community Well-being Calls

As a response to safeguard people in the local community who may require support during the COVID-19 crisis the City collated a data base of residents. Well-being calls were made to a large number of local residents to ensure that they had access to services and supports that they required during the crisis. Phone calls were targeted to people aged 65+.

Prior to the well-being calls being made a spread sheet was developed with up-to-date information about supports and services available to community members including information specific to people with disability-related needs.

6. Consultation and engagement

DAIP Outcome 6: People with disability have the same opportunities as other people to participate in any public consultation by a public authority.

Good consultation and engagement strategies consider the ways in which all people are encouraged and supported to engage or participate with information, strategies or decision-making processes of an organisation. This in turn can provide public authorities with more inclusive outcomes and potentially awareness of different perspectives.

- a. Did you commence or complete new activities, or make significant achievements to ongoing activities, in 2019-20? Yes
 - b. If Yes, please describe one or more of these activities, sharing as much as possible about the purpose and the outcome of the activity.
-

Western Foreshore Play Space – Engagement with Local Therapy Provider

The Technical and Landscape Services team requested support from the Access and Inclusion Officer to develop a knowledge-base of access and inclusion requirements for people with disability – beyond physical access requirements.

A meeting was arranged for two of the Landscape Architects working on the Western Foreshore Play Space to meet with a local therapy provider and a parent of an adult with a disability. The Access and Inclusion Officer supported the conversation between all meeting attendees.

The Occupational Therapists were able to provide the Landscape Architects with a detailed overview of access and inclusion needs of people with various needs with particular attention to people who may have sensory seeking and sensory avoidance needs.

The parent of the person with a disability was able to provide a lived experience perspective – particularly as her son is an active member in his community, and requires support with a range of access needs.

The Landscape Architects found this experience beneficial and have been able to use information obtained in the meeting in other design plans for community open spaces. This will be an engagement method which will be used more broadly across the City due to this positive experience.



Peel-Harvey Estuary Trails

The Economic Development team from within the City of Mandurah has reached out to the City's Access and Inclusion Advisory Group for support to run an access and inclusion lens over the Peel-Harvey Estuary Trails feasibility study and report which will be presented to Council.

Input from the AIAG has provided valuable input into the worth of providing universal access to trails and kayak/paddle launch sites from the perspective of community use and tourism engagement.

Community Feedback on Access Design

The Landscape and Technical Services team have requested feedback from the City's Access and Inclusion Advisory Group on a number of neighbourhood projects throughout the year. The City values feedback on design at all stages to create opportunities for community to celebrate and preserve our local natural environment.

For example, the AIAG members provided feedback to the lead Landscape Architect through a site visit to a neighbourhood park, Birchley Park in Coodanup. Through this site visit it was identified that the wood carvings of native animals with the name of the animals (in both Noongar and English languages) provided a sensory experience for people with a vision impairment (in addition to other sensory seeking needs). A person with a vision impairment who attended the site visit explained the positive impact the wood carving had on her experience at the park and highlighted that she would share this experience with other networks who have a vision impairment.

This feedback has supported the Landscape team to consider wood carvings in other locations – not just for a visual enhancement to the space but from an access and inclusion perspective. For example, a wheelchair accessible table with timber carving to the table with Noongar and English text has been provided in the courtyard area adjacent to the community showers/lockers in Mandurah.



Outdoor Gym Equipment

The Landscape Services and Technical Services team have worked with community members for support to include universally accessible outdoor gym equipment at a local

park. Support from was provided to develop universal measurements for maximum usage of the equipment. Community members also supported the selection of the equipment. Community members have trialled the installed pieces of equipment and have provided feedback which will support future projects.

The Landscape and Technical Services team are keen to use the learnings from this experience for future projects to enable universal access to our open spaces across Mandurah.



International Day of People with Disability (IDPwD) 2020 Working Group

A working group has been established for planning for the events for IDPwD 2020. This group includes people with disability and people working in local disability sector organisations. This group is provided with administrative support from the City and reflects the commitment that the City has to supporting community-led projects. The City has successfully applied for an Alcoa Community Partnership grant of \$5,000.00 which will assist the community led group to cover the costs of planned events and activities.

Access and Inclusion Advisory Group

The City of Mandurah's Elected Members appointed the new Access and Inclusion Advisory Group towards the end of 2019. The group is made up of two Elected Members, 11 community representatives and two representatives from the local NDIS partners. City staff members also attend each meeting for administrative support in addition to assisting to answer questions from the group. The AIAG plays an important role in assisting the City's implementation of the AIP by providing feedback and input on access and inclusion

issues. Over the 2019/2020 there has been a marked increase in the level of engagement between a variety of business units across the City with the Access and Inclusion Advisory Group (AIAG).

The group attended an induction session in February 2020 which covered topics such as valued social roles, person first language and the social model for disability. This induction session provided the AIAG members with an overview of the role of the advisory group within the organisation and supported a cohesive approach to influencing the benefits of access and inclusion for all.



The newly appointed AIAG completing a site-visit at the Mandurah Museum to provide feedback on the new floor surface.

Emergency Management

The City's Emergency Management team have included representatives from local aged care facilities on the Mandurah Local Emergency Management Committee (MLEMC). The MLEMC has designed and conducted three emergency exercises with vulnerable community scenarios and have ensured that the needs of the aged care and disability sectors are well considered in response and recovery. The emergency planning at the City also includes ongoing inter-agency information sharing to support emergency planning across the community for all community members.

7. Employment, people and culture

DAIP Outcome 7: People with disability have the same opportunities as other people to obtain and maintain employment with a public authority.

This outcome is focused on your organisation's activity in directly employing people with disability; including considering the environment, culture and processes which support the maintenance of employment.

a. Did you commence or complete new activities, or make significant achievements to ongoing activities, in 2019-20? **Yes**

b. If Yes, please describe one or more of these activities, sharing as much as possible about the purpose and the outcome of the activity.

LeadAbility Peel

Towards the end of 2019 the Peel area was fortunate to access LeadAbility training at no cost to the City or participants. The City supported this program through promoting the application process for the program which attracted approximately 14 community members. Community members included people with lived experience of disability and/or a passion for access an inclusion.

The City supported this program through the Access and Inclusion Officer attending the majority of sessions. This level of supported provided a practical element to participants working on projects based on local area needs related to access and inclusion. The Access and Inclusion Officer was able to link each of the projects to actual works in progress with the City of Mandurah and/or City personnel or community networks for support with each project.

The City of Mandurah has been able to strengthen relationships and networks with community members through involvement in this program which has also benefited the community participants.

The LeadAbility training provided community members with an opportunity to develop their skills, networks and confidence which will support future employment and/or leadership roles.



Job Carving Project


Through a successful Lighthouse Employment grant application the City of Mandurah has been able to implement a job carving project throughout the City. Job Carving is a concept which promotes opportunities for people with an Intellectual Disability to access employment opportunities in the open-market rather than segregated employment settings. This is achieved through exploring tasks undertaken by current employees which

are time consuming – but still vital to the day-to-day operating needs of the business area. Tasks are provided to a person with an intellectual disability to complete – based on a person’s interests and skills (in addition to business needs) – ‘freeing’ up time from the staff member to focus on core business tasks.

Through engaging a facilitator, with extensive experience and knowledge about job carving, workshops about how to provide job carving opportunities have been provided to City of Mandurah staff, parents and local Disability Employment Service providers. A workshop will be delivered to local employers later in the year. This final workshop has been delayed due to COVID-19.

The workshop delivered to City of Mandurah staff was also attended by City of Rockingham staff to support cross local government collaboration – to share experiences regarding the job carving journey from with local government.

In the 2020/2021 financial year further training opportunities will be provided to City of Mandurah staff to develop leadership and confidence to support business units to provide employment opportunities to people with disability. An internal working group is also planned to support the implementation of job carving opportunities across the organisation.



Unconscious Bias Training

In August 2019 143 staff from all levels of the City of Mandurah organisation attended Unconscious Bias training delivered by Diversity Australia. This training supported staff to develop leadership and confidence around employing people from a diverse range of backgrounds and abilities. The training assisted staff to examine their own internal biases so that they can practice conscious awareness within their work environment.

In 2020/2021 the City of Mandurah plan to build upon the knowledge learned from the Unconscious Bias by delivering further training aimed at developing leadership and confidence to support the employment of people with disability within the organisation. This action is planned as a result from feedback from staff through the internal engagement for the review of the 2015-2020 Access and Inclusion Plan and made available through a successful application to Inclusion Solutions.

Community Champion Program

As part of International Day of People with Disability 2019 the City was able to provide the community with the opportunity to learn about the Community Champion program offered by Carers WA.

The Community Champion program provides training to people with lived experience to develop confidence and skills to influence and support positive changes in their own communities. The Community Champions training includes the following topics:

- How to use your own lived experience to work towards change
- Speaking up for yourself or someone you love
- Community leadership information
- Challenges and issues faced by people with a disability in the community
- Positive ways to alter stereotypes and language associated with disability

An information session about the program was facilitated by Carers WA in collaboration with the City of Mandurah at the Lakelands Library. A future training session was postponed due to COVID-19. It is anticipated that the training session will be delivered later in 2020.



Traineeship

The recruitment for the traineeship position for a person with a disability has been placed on hold due to COVID-19. The recruitment for this traineeship will resume in early 2021. The traineeship will be offered in the City Parks area and will include learning all aspects of maintaining parks and gardens within the Mandurah parks and reserves. Some tasks will include: weed control, mulching, planting, mowing, weed spraying, litter collection, hedging, pruning and bushland control. The trainee may study towards a Certificate II in Horticulture.

In preparation for this traineeship the Human Resources and Organisational team has initiated connections with the local Disability Employment Service providers.

8. Agents and Contractors

The Disability Services Act 1993 requires authorities to take practicable measures to implement DAIPs through agents and contractors. Engaging key agents and contractors about your DAIP helps to make sure that services delivered to the public on your organisation's behalf share the values and reputation associated with your commitment to access and inclusion.

a. Does your organisation have measures in place to influence your agents and contractors to act in accordance with your access and inclusion values? **Yes**

Agents and Contractors AIP Feedback Form

For this 2019/2020 report the City sent out the standard Disability Access and Inclusion Plan Contractor Progress Report template to contractors and agents. The information that was returned did not provide detailed information about how the contractors are contributing to the City's Access and Inclusion Plan. Therefore, the City has amended the template to encourage more detailed information from contractor in following years.

The amended feedback form provides an opportunity for the City to develop awareness and knowledge through sharing resources and to motivate contractors to consider incorporating accessible and inclusive opportunities into their everyday practices.

9. General feedback

If you have anything else you wish to share about your organisation's experiences, or general feedback or advocacy about access and inclusion, please include below.

International Day of People with Disability (IDPwD)

The City of Mandurah facilitated a celebration event in recognition of IDPwD 2019 to celebrate the diverse local community. The event acknowledged the many talents, strengths and contributions made to the local community by people with disability. The event was held at the Mandurah Performing Arts Centre (MPAC) and included people with disability performing valued roles including Master of Ceremonies, artist, waitperson, guest speaker and musician. This event was well-received by the community and demonstrated that people with disability are an integral part of the Mandurah Community.

The 2019 IDPwD provided an opportunity to unveil a memorable plaque for the late Mr Kim O'Neil at the new lift on the ground floor of the MPAC. Mr O'Neil was a long-serving member of the City's Access and Inclusion Advisory Group and was instrumental in lift being added to the MPAC.



COVID-19 Response

The City continued to demonstrate commitment to access and inclusion for people with disability through the COVID-19 crisis and into the recovery phase. The following strategies were put into place to ensure that people with disability were provided with the required supports and information during the crisis.

- Easy-Read COVID-19 specific information was added to the City's website to support people with intellectual and cognitive impairments to understand information about COVID-19.
 - An internal group called the Social Connections Project Team was established to focus on people with disability and seniors in the local community.
 - An online network group was facilitated for the local disability sector and included the City of Rockingham and the City of Kwinana. This online network group ensured that the disability sector was provided with access to timely and relevant information to support people with disability during the crisis.
 - Feedback from the local disability sector highlights that the City supported the sector well during the crisis which safeguarded people with disability from being left behind during the pandemic.
 - Mandurah Community Sector Hub Facebook Page – This page is administered by the City's Community Capacity Building team and provides the community sector, including disability support organisations. The information made available on this Facebook page supports the local sector to access, promote and share information.
-

Public Health Plan

The City has chosen to enhance its commitment to the community's wellbeing through developing a Public Health and Wellbeing Plan 2020-2023. The vision of this plan is to create a place where community is proud, inspired, inclusive and innovative. This plan is an example of the principles of access and inclusion being woven into other City plans.

ATTACHMENT 1**2020/21 Draft Events Calendar**

Month	Event	Event Owner	Duration	Estimated Economic Impact	Status
Sept 2020	Badminton WA South West Championships	Badminton Association of WA	2 days	\$185,610	Confirmed
Oct 2020	Mandurah Yoga Festival	Creative Empire	2 days	\$104,910	Confirmed
Oct 2020	Mandurah Caravan and Camping Show	Nalomian Events	3 days	\$2,962,681	Confirmed
Nov 2020	Mandurah Street Party (name to be confirmed)	City of Mandurah	1 day	Unknown	Pending Council Decision
Nov 2020	Mandurah Arts Season	City of Mandurah	Ongoing	Unknown	Pending Council Decision
Nov 2020	BMX WA State Super Series	BMX WA	2 days	\$375,255	Confirmed
Nov 2020	Beach Warrior	Surf Lifesaving Australia	1 day	\$201,750	Pending Decision of Event Organiser
Dec 2020	Mandurah Christmas Pageant	City of Mandurah	1 day	Unknown	Confirmed
Dec 2020	Swimming WA Open Water Swim	Swimming WA	1 day	\$107,600	Confirmed
Dec 2020	New Year's Eve Fireworks	City of Mandurah	1 day	Unknown	
Dec - Jan 2021	Top of the Terrace (x3)	City of Mandurah	1 day	Unknown	To be confirmed
Jan / Feb 2021	Under the Southern Stars Music Festival		1 day	\$538,000	Pending Decision of Event Organiser
Feb 2021	Peel Rod Run	HI NRG Promotions	3 days	\$645,600	Tentative
March 2021	DanceSport WA Mandurah Championships	DanceSport WA	1 day	\$242,100	Confirmed
March 2021	Marsh Cup Community Series	WA Footy Commission	1 day	Unknown	Tentative
March 2021	Sunsmart State Bodyboard Titles	Surfing WA	2 days	\$107,600	Confirmed
March 2021	Trolls in WA (launch event)	FORM	1 day	Unknown	Tentative
March 2021	Channel Seven Mandurah Crab Fest	City of Mandurah	2 days	\$8,300,000	Confirmed
March 2021	Ulysses National Rally (AGM)	Ulysses Club Inc.	7 days	\$3,800,000	Confirmed
April 2021	Under 18 Championships and Kevin Coombs Cup	MBA	8 days	\$1,700,000	Confirmed
April 2021	West Coast Fever pre-season game	West Coast Fever	1 day	\$5,380	Pending Discussion with Event Organiser
April 2021	Rotary Duck Race	Rotary Clubs of Mandurah	1 day	Unknown	Pending Discussion with Event Organiser
April 2021	Trolls in Western Australia (Launch Event)	FORM	12 month exhibition period	Unknown	Tentative
May 2021	Ciclismo	Cyclesense	3 days	\$887,700	Pending Discussion with Event Organiser
June - July 2021	Winter in Mandurah	City of Mandurah	14 days	\$702,000	Confirmed
July 2021	Table Tennis Aust National Jnr Championships	Table Tennis Australia	6 days	\$1,775,400	Postponed (rolled over from 19/20 budget)
TBC	ABT Bream Qualifier Tournament	Australian Bass Tournaments	2 days	\$75,320	Postponed (rolled over from 19/20 budget)
TBC	Badminton WA Country Carnival	Badminton Association of WA	2 days	\$107,600	Postponed (rolled over from 19/20 budget)
TBC	F5WC Regional Qualifier Tournament	F5WC Australia	3 days	\$67,788	Postponed (rolled over from 19/20 budget)

\$22,892,294**Notes:**

Marquee events are marked in red

Economic Impact Calculations for external events are based on the Tourism Research Australia's average spend of a 'sports tourist' being \$269 per person per day

Majority of community events are not included in the above calendar as they have not yet been scheduled

SENIOR EMPLOYEES

POLICY

POL-HRM 05

Objective:

To ensure that "senior" employees within the corporate structure are accurately identified in accordance with section 5.37 of the *Local Government Act 1995*.

Statement:

Council designates, as "senior employees" of the City of Mandurah the following officers:

- Chief Executive Officer
- Director Business Services
- Director Built and Natural Environment
- Director Place and Community
- Director Strategy and Economic Development

Responsible Directorate:	Strategy and Business
Reviewer:	Manager Human Resources and Organisational Development
Creation date:	Minute G.43/12/09 15 December 2009
Amendments:	Minute G.57/2/12, 28 February 2012 Minute G.35/2/15, 24 February 2015 Minute G.12/7/19, 23 July 2019
Related Documentation and/or Legislation:	<i>Local Government Act 1995:</i> s.5.37

1	SUBJECT: Financial Report July 2020 DIRECTOR: Director Business Services MEETING: Council MEETING DATE: 25 August 2020
----------	---

Summary

The Financial Report for July 2020 together with associated commentaries, notes on investments, balance sheet information and the schedule of accounts are presented for Elected Members' consideration.

Disclosure of Interest

Nil

Previous Relevant Documentation

- G.17/6/20 23/06/2020 Adoption of Annual Budget 2020/21

Background

Nil

Comment

Financial Summary

The financial report for July 2020 shows a surplus for this period of \$88.9 million.

A summary of the financial position for July 2020 is detailed in the table below:

	Current Budget	YTD Budget (a)	YTD Actual (b)	Var. (b)-(a)	Var.% (b)-(a)/(a)
	\$ 000s	\$ 000s	\$ 000s	\$ 000s	%
Opening Funding Surplus / (Deficit)	2,197	2,197	2,197	-	0%
Revenue					
Revenue from operating activities	110,888	92,356	94,742	2,386	3%
Capital revenue, grants and Contribution	12,300	1,739	1,010	(729)	-42%
	123,188	94,095	95,753	1,657	
Expenditure					
Operating Expenditure	(135,051)	(11,638)	(10,004)	1,634	-14%
Capital Expenditure	(42,777)	(3,718)	(1,109)	2,609	-70%
	(177,829)	(15,356)	(11,113)	4,242	
Non-cash amounts excluded from operating activities	35,776	2,980	2,737	(243)	-8%
Other Capital Movements	16,153	(645)	(690)	(46)	7%
Closing Funding Surplus / (Deficit)	(515)	83,272	88,883	5,611	7%

Key Capital Projects

The following table highlights the status of the City's key capital projects for the 2020/2021 financial year:

Project	2020/21 Actuals Incl. CMT \$`000s	2020/21 Annual Budget \$`000s	Comment
Western Foreshore Recreation Precinct	55	8,300	<p><i>Project status:</i> Skate Park - Site tour of Skate Park on 8/7/20 attended by Mayor, Elected Members and political representatives. Works progressing on schedule.</p> <p>Ablution – Tenders closed for new ablution. Proposed completion December 2020. Portable ablutions will be provided during construction.</p>
Eastern Foreshore South Precinct	6	6,870	<p><i>Project status:</i> Floating Jetties – In the final stages of awarding tender.</p> <p>Estuary Pool – Pre-works (drainage) for pool construction complete. Tenders for design and construction of pool being evaluated.</p>
Smart Street Mall Upgrade	136	2,000	<p><i>Project status:</i> Works have commenced for below ground services and footings including electrical, communications and irrigation. Construction of planter walls to follow.</p>
Lakelands District Open Space and Club Room Facility	830	1,200	<p><i>Project status:</i> Sports Ground Lighting - Tender evaluation underway.</p> <p>Clubrooms - Construction 85% with completion due late August.</p>
Pinjarra Road Stage 1 and 2	84	1,626	<p><i>Project status:</i> Civil design 50% complete. Construction to commence early 2021.</p>
Leslie Street Road Rehabilitation	-	813	<p><i>Project status:</i> Civil design to commence early August. Construction to commence in November.</p>

Statutory Environment

Local Government Act 1995 Section 6.4 Financial Report
Local Government (Financial Management) Regulations 1996 Part 4 Financial Reports

Policy Implications

Nil

Economic Implications

Any material variances that have an impact on the outcome of the budgeted surplus position are explained in the Monthly Financial Report, as detailed in Attachment 1.1.

Risk Analysis

Nil

Strategic Implications

The following strategy from the *City of Mandurah Strategic Community Plan 2020 – 2040* is relevant to this report:

Organisational Excellence:

- Ensure the City has the capacity and capability to deliver quality services and facilities through accountable and transparent business practices, governance, risk and financial management.

Capital Works 2019/20 Carryovers Reconciliation

In the May 2020 Financial Report, Council approved adjustments for Capital Works 2019/20 Carryovers. As part of this process in identifying the carryover projects, officers estimated what was to be spent on the incomplete projects based on the expected stage of completion at 30 June 2020. The 2019/20 budget was adjusted to reflect the forecast spend up to 30 June 2020. A reconciliation has been prepared since the end of the financial year based on the year end actuals versus the adjusted 2019/20 budget to correctly calculate what should have been carried forward for those projects into 2020/21. A combination of overspends and underspends for the 2019/20 carryover projects has resulted in an additional \$1,723,043 to be adjusted in the capital works program 2020/21. A detailed list of the carryover projects requiring adjustment is show on page 24 of Attachment 1.1.

Of the \$1,723,043 increase in capital expenditure, \$6,338 was funded from an external non-operating grant that wasn't fully received in 2019/20 with the remaining \$1,716,705 as City of Mandurah funding made up of unutilised loans from 2019/20 (\$825,088), reserves (\$677,377) and carried forward surplus (\$214,240).

Additional Capital Works 2020/21 Projects

Grant Funding – Local Roads and Community Infrastructure

The City has received a grant of \$877,524 from the Department of Infrastructure, Transport, Regional Development and Communications through the 'Local Roads and Community Infrastructure Program'.

The following projects have been identified as suitable for funding allocation:

Lakelands-Madora Bay Pedestrian Bridge

The City has acquired a pedestrian bridge from Main Roads Western Australia and relocated the components to Mandurah. It is proposed to install and upgrade the bridge to connect the communities of Lakelands and Madora Bay to meet the future community's need. The bridge will provide safe connections for school students and residents in Mandurah's northern suburbs, provide an alternative to crossings at signalised intersections and will provide alternative transport modes in this active district centre. This funding would allow the project to progress with concept design for construction and installation of the bridge ramps and access points. Approval is requested to allocate a budget of \$350,000 for the concept design of the Lakelands-Madora Bay Pedestrian Bridge.

Guava Way

It is proposed to rehabilitate Guava Way between Peelwood Parade and Waltham Street and also widen the intersection at Peelwood Parade to accommodate pedestrian refuge. Approval is requested to allocate a budget of \$351,000 for this road rehabilitation project.

Shared Paths

Four shared paths have been identified from the Walkability Plan as suitable projects for this funding. Two new paths are proposed at Harbord Avenue from Tankerton Way to Steerforth Drive, and Sandford Crescent from Glencoe Parade to Tennyson Avenue. Two upgrade paths are proposed at Boundary Road PAW from Coolibah Avenue to Oak Avenue, and Pallas Way – Troy Place PAW from Pallas Way to Troy Place. Approval is requested to allocate a total budget for these four paths of \$176,524.

Unbudgeted Expenditure

Roads - Pinjarra Road Stage 1 and 2

In the 2020/21 Capital Works Budget, there was a Stage 1 and a Stage 2 project listed for Pinjarra Road (both had a budget of \$812,789). These two projects have received Regional Road Group funding of \$500,000 each, however, Main Roads WA have issued the funding under one project for Pinjarra Road totalling \$1,000,000. To simplify the project management and acquittal process, it is requested that these two capital projects be amalgamated into one Pinjarra Road project and that \$812,789 which is the entire stage two capital budget amount be moved to the stage one capital budget account and the project be called Pinjarra Road.

Community Grants Program

In the June 2020 Financial Report, Council approved to transfer \$100,000 from the Restart Mandurah fund into the community grants scheme operating expenditure account under Community Development for 2020/21 to increase the City's total community grants scheme funding to \$200,000. Prior to this budget variation there was a budget of \$100,000 for community grants, \$71,888 in Community Development and \$30,375 in Cultural Development. Ideally the total \$202,263 for community grants should sit under the one business unit. It is therefore proposed to move the \$30,375 from Cultural Developments operating budget and reallocate the funds to sit under Community Development.

2019/20 Unspent Grant Adjustment – Community Safety ADF Grant

In 2019/20, a grant of \$28,040 was received from the Australian Drug Foundation for the Local Drug Action Team (LDAT) program. The LDAT Program gives Australian communities a framework to prevent and reduce the harmful effects of alcohol and other drugs. The monies were not fully spent by 30 June 2020, with \$6,300 remaining. It is therefore requested to roll over this unspent amount to 2020/21, to be funded from the carried forward surplus.

Alcoa Community Partnership Grant

The Community Development team were successful in receiving an Alcoa Community Partnership grant of \$5,000. The grant funds are requested to cover events/activities planned for International Day of People with Disability 2020 (to be held on 3 Dec 2020). There is currently an operating budget of \$4,000 allocated to International Day of People with Disabilities. The additional funds will contribute to the events and activities that celebrate International Day of People with Disability 2020 and align with the local theme which has been approved by the AIAG – 'story-telling' in addition to the purpose of the international date. It is recommended that the revenue and expenditure of \$5,000 is approved by Council to leverage the grant opportunity to celebrate the strengths and contributions of people with disability.

MARC LED & Lighting Control

The lighting at the MARC requires replacing due to it not currently being compliant. The quotations received to carry out the installation of the lights with the preferred supplier will exceed the remaining available budget by \$14,832. Due to the urgency of this project it is proposed the funds be reallocated from the SL Light Pole Replacement Program.

Community Sport and Recreation Facility Fund Program - Small Grants

Each year the City allocates a capital budget for Community Sport and Recreation Facility Fund (CSRFF) Program - Small Grants to provide financial assistance to community groups and local government authorities to develop basic infrastructure for sport and recreation. The budget is traditionally adopted as a program rather than the individual projects. As per Report 05 2020-21 CSRFF Small Grants Round, presented to Council on the 24 March 2020, the City of Mandurah has agreed to provide \$95,443 to the Peel Hockey Association to help fund the replacement and upgrade of turf floodlighting. This report originally requested \$20,431 also be allocated to the South Mandurah Tennis Club to assist with the resurfacing of Courts 7 to 10, however their application to CSRFF was unsuccessful. South Mandurah Tennis Club have indicated they still want to proceed with the project and have obtained a reduced quote. As per the Council report, clubs whose projects have been unsuccessful through the CSRFF program have made requests to the City to honour its 1/3 funding commitment. With this reduced quote, this would equate to funding of \$10,210 by the City of Mandurah with the club increasing its commitment to 2/3 of the total cost.

It is therefore proposed that the budget for the round one small grants are allocated to the specific projects.

Regional Road Group (RRG) Direct Grant

Main Roads WA have confirmed the value of the RRG Direct Grant that the City of Mandurah will receive for road reseals in 2020/21 is \$325,905, this is \$814 less than the budget of \$326,716. As a result, it is requested that capital revenue be reduced by \$814, with the shortfall funded from municipal funds.

Avalon Foreshore

A \$10,000 increase in the budget is requested to fund an increased project scope for Avalon Foreshore. The increase in scope of works are to be funded from savings achieved via construction efficiencies at the DR Orion Rd Park Stage 2 project.

Conclusion

The City strives to manage its finances adequately and maintain expenditure within budget to ensure services that have been approved through the budget process are fully funded. By submitting the budget variation requests to Council as they arise it allows identification of financial implications and ensures there is nil effect on the budget adopted.

NOTE:

- Refer **Attachment 1.1 Monthly Financial Report**
Attachment 1.2 Schedule of Accounts (electronic only)

RECOMMENDATION

That Council:

- 1 Receives the Financial Report for July 2020 as detailed in Attachment 1.1 of the report.**
- 2 Receives the Schedule of Accounts for the following amounts as detailed in Attachment 1.2 of the report:**

Total Municipal Fund	\$ 11,249,667.44
Total Trust Fund	\$ 139,671.92
	<u>\$ 11,389,339.36</u>

- 3 Approves the following adjustments for Capital Works 2020/21 as per 2019/20 Carryover Reconciliation:**
- 3.1 Increase in capital expenditure of \$1,723,043***
 - 3.2 Increase in unutilised loans of \$825,088***
 - 3.3 Increase in capital revenue of \$6,338***
 - 3.4 Net movement in transfer from reserves of \$677,377* made up of**
 - 3.4.1 Decrease in transfer from building reserves (\$92,698)***
 - 3.4.2 Decrease in transfer from asset management reserves (\$55,963)***
 - 3.4.3 Increase in transfer from unspent grant reserves \$826,038***
- 4 Approves the addition of the following projects to the Capital Works 2020/21 program:**
- 4.1 Increase in capital expenditure of \$350,000* for Lakelands-Madora Bay Pedestrian Bridge**
 - 4.2 Increase in capital expenditure of \$351,000* for Guava Way.**
 - 4.3 Increase in capital expenditure of \$176,524* for Shared Paths.**
 - Additional projects to be funded from an increase in capital revenue of \$877,524* from the Local Roads and Community Infrastructure Program**
- 5 Approves the following budget variations for 2020/21 annual budget:**
- 5.1 Increase in capital expenditure of \$812,789* for RR Pinjarra Road Stage 1.**
 - To be funded from RR Pinjarra Road Stage 2 \$812,789***
 - 5.2 Reallocation of \$30,375* from Arts & Culture Community Grants to Community Assistant Grants operating program expenditure.**
 - 5.3 Unbudgeted operating expenditure in 2020/21 of \$6,300* for 2019/20 unspent ADF grant expenditure. To be funded from 2019/20 carried forward surplus.**
 - 5.4 Unbudgeted expenditure of \$5,000* for the operating program International Day of People with Disabilities which is to be funded through an additional operating grant of \$5,000* from Alcoa.**
 - 5.5 Increase in capital expenditure of \$14,832* for MARC LED & Lighting Control project. To be funded from SL Light Pole Replacement Program.**
 - 5.6 Reallocation of \$105,563* from capital project CSRFF – Small Grants to the capital projects; Peel Hockey Association – Floodlighting \$95,443* and South Mandurah Tennis Club – Resurfacing \$10,120***
 - 5.7 Decrease in capital revenue of \$814* for Roads Renewal – Reseal program**
 - 5.8 Increase in capital expenditure of \$10,000* for Avalon Foreshore**
 - To be funded from DR Orion Rd Park Stage 2 \$10,000***

ABSOLUTE MAJORITY REQUIRED

Monthly Financial Report

July 2020



City of Mandurah July 2020

\$735,915

Estimated Deficit at 30 June 2021 with proposed budget amendments

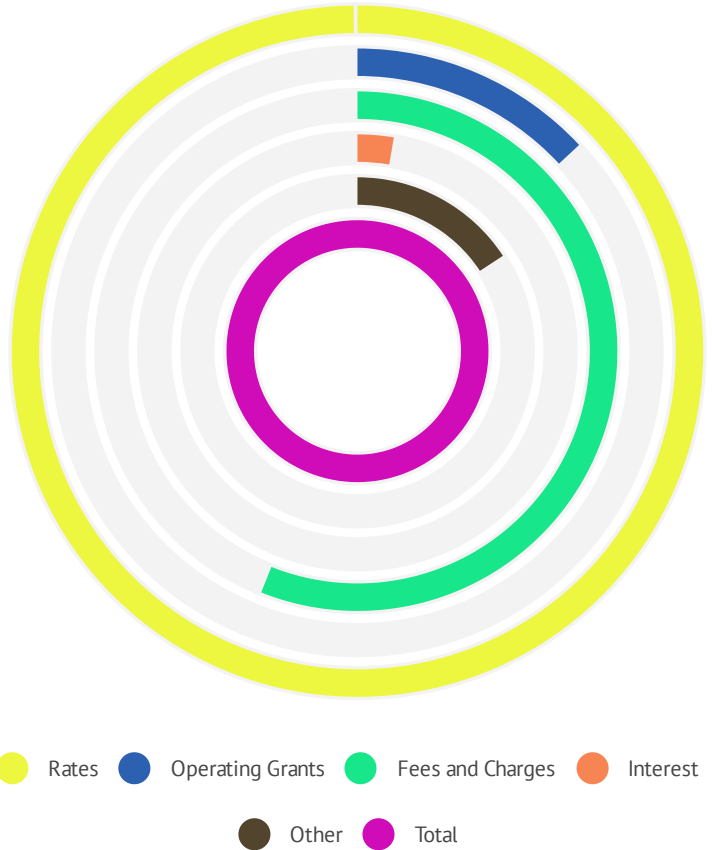
\$88.9 million

Year to Date Actual Surplus

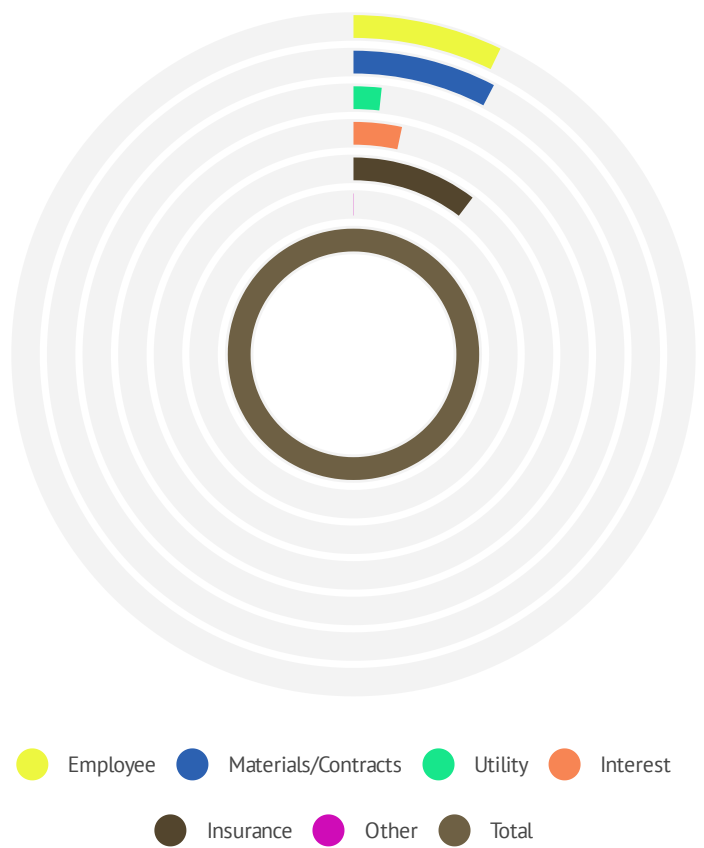
Summary

- Actual Rates Raised \$80.05M
- Actual Rates Received \$12.46M (14.9% collected)
- Actual Operating Revenue \$94.74M
- Actual Capital Revenue \$0.95M
- Actual Operating Expenditure \$10.00M
- Actual Capital Expenditure \$1.11M
- Actual Proceeds from Sale of Assets \$63,995

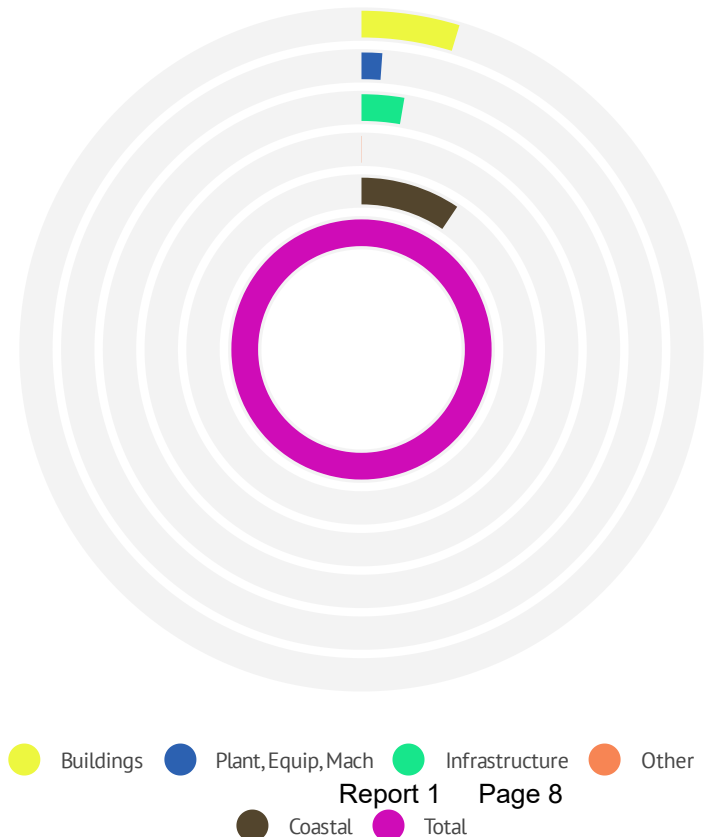
Year to Date Revenue Actuals Compared to Current Budget



Year to Date Expenditure Actuals Compared to Current Budget



Year to Date Capital Actuals Compared to Current Budget



Investments



Loans

- Actual Principal Outstanding \$25.78M
- Actual Principal Repayments Made \$0.43M
- Actual Interest Paid \$41.3K
- Actual New Loans Drawdown \$0M
- Amount of Interest Saved from Loan Offset Facility \$7.9K

Rates Outstanding

- 30** Properties with >\$10K outstanding
- 241** Properties \$3K to \$10K outstanding
- 3** Properties commenced legal action in 20/21
- \$1.96M** Rates Exemptions

Sundry Debtors Outstanding

- 148** accounts due (\$2.2M)
- 221** accounts overdue i.e >30 days (\$499K)

Budget Proposed Amendments

- Additional capital expenditure for Lakelands-Madora Bay Pedestrian Bridge(\$350K)
- Additional expenditure for Guava Way (\$351K)
- Additional expenditure for Shared Paths (\$177K)
- Additional capital revenue from Local Roads and Community Infrastructure Program (\$878K)
- Additional expenditure for RR Pinjarra Road Stage 1 (\$813K)
- Additional revenue and expenditure for Community Development (\$35K)
- Additional expenditure for SL Light Pole Replacement program (\$14K)

- 6** Tenders awarded during the month through CEO delegation
- 9.56%** Grants received for the 20/21 year

CITY OF MANDURAH
MONTHLY FINANCIAL REPORT
For the Period Ended 31 July 2020

TABLE OF CONTENTS

Statement of Financial Activity by Program	2
Statement of Financial Activity by Nature or Type	3
Note 1 Statement of Financial Activity Information	4
Note 2 Cash and Investments	5
Note 3 Receivables	6
Note 4 Disposal of Assets	7
Note 5 Tenders Awarded	10
Note 6 Capital Acquisitions	11
Note 7 Borrowings	17
Note 8 Operating Grants and Contributions	19
Note 9 Non Operating Grants and Contributions	20
Note 10 Approved Budget Amendments	21
Note 11 Proposed Budget variations for Council Approval	22
Note 12 Explanation of Material Variances	23

**STATEMENT OF FINANCIAL ACTIVITY
FOR THE PERIOD ENDED 31 JULY 2020**

STATUTORY REPORTING PROGRAMS

	Ref Note	Annual Budget	YTD Budget (a)	YTD Actual (b)	Var. \$ (b)-(a)	Var. % (b)-(a)/(a)	Var.
		\$	\$	\$	\$	%	
Opening Funding Surplus / (Deficit)	1(c)	2,197,002	2,197,002	2,197,002			
Revenue from operating activities							
Governance		2,025	46	2	(44)	(95.65%)	▼
General Purpose Funding - Rates		80,192,181	79,692,181	80,045,904	353,723	0.44%	
General Purpose Funding - Other		3,750,913	155,774	140,216	(15,558)	(9.99%)	
Law, Order and Public Safety		1,033,710	58,568	29,947	(28,621)	(48.87%)	▼
Health		319,825	16,996	12,680	(4,316)	(25.39%)	▼
Education and Welfare		401,544	23,105	33,836	10,731	46.44%	▲
Community Amenities		14,585,709	11,625,952	12,539,431	913,479	7.86%	
Recreation and Culture		6,752,589	530,661	749,771	219,110	41.29%	▲
Transport		1,964,072	84,771	883,405	798,634	942.11%	▲
Economic Services		1,550,854	129,003	280,552	151,549	117.48%	▲
Other Property and Services		334,933	39,012	26,542	(12,470)	(31.96%)	▼
		110,888,355	92,356,069	94,742,286	2,386,217	2.58%	
Expenditure from operating activities							
Governance		(6,772,496)	(579,297)	(761,091)	(181,794)	(31.38%)	▼
General Purpose Funding		(2,151,554)	(210,176)	(184,073)	26,103	12.42%	▲
Law, Order and Public Safety		(4,376,340)	(353,446)	(344,082)	9,364	2.65%	
Health		(2,092,102)	(190,427)	(157,630)	32,797	17.22%	▲
Education and Welfare		(4,818,258)	(369,724)	(285,293)	84,431	22.84%	▲
Community Amenities		(18,850,409)	(1,549,790)	(1,433,708)	116,082	7.49%	
Recreation and Culture		(47,237,928)	(3,557,239)	(2,976,107)	581,132	16.34%	▲
Transport		(30,476,529)	(2,490,676)	(1,972,533)	518,143	20.80%	▲
Economic Services		(7,395,251)	(755,630)	(586,073)	169,557	22.44%	▲
Other Property and Services		(10,880,405)	(1,581,647)	(1,303,583)	278,064	17.58%	▲
		(135,051,272)	(11,638,052)	(10,004,173)	1,633,879	14.04%	▲
Non-cash amounts excluded from operating activities	1(a)	35,775,661	2,980,123	2,737,457	(242,666)	(8.14%)	
Amount attributable to operating activities		11,612,744	83,698,140	87,475,570	3,777,430	(4.51%)	
Investing Activities							
Non-operating grants, subsidies and contributions	9	11,279,174	1,654,052	946,245	(707,807)	(42.79%)	▼
Proceeds from disposal of assets	4	1,020,562	85,047	63,995	(21,052)	(24.75%)	▼
Purchase of property, plant and equipment	6	(42,777,448)	(3,717,653)	(1,109,120)	2,608,533	70.17%	▲
Amount attributable to investing activities		(30,477,712)	(1,978,554)	(98,880)	1,879,674	95.00%	
Financing Activities							
Proceeds from New Debentures	7	27,500,000	-	-	0	0.00%	
Unspent Loans		431,591	-	-	0	0.00%	
Payment of lease liability		(807,905)	(201,976)	(257,800)	(55,824)	27.64%	▼
Proceeds from community loans		100,000	8,333	333	(8,000)	(96.00%)	▼
Transfer from Reserves		18,272,970	-	-	0	0.00%	
Repayment of Debentures	7	(25,410,640)	(450,887)	(432,875)	18,012	3.99%	
Transfer to Reserves		(3,932,611)	-	-	0	0.00%	▲
Amount attributable to financing activities		16,153,405	(644,530)	(690,342)	(45,812)	(7.11%)	
Closing Funding Surplus / (Deficit)	1(c)	(514,561)	83,272,059	88,883,350	5,611,291	6.74%	

KEY INFORMATION

▲ ▼ Indicates a variance between Year to Date (YTD) Actual and YTD Budget data as per the adopted materiality threshold.

Refer to Note 12 for an explanation of the reasons for the variance.

The material variance adopted by Council for the 2020-21 year is 10.00%

This statement is to be read in conjunction with the accompanying Financial Statements and notes.

**STATEMENT OF FINANCIAL ACTIVITY
FOR THE PERIOD ENDED 31 JULY 2020**

BY NATURE OR TYPE

	Ref Note	Annual Budget	YTD Budget (a)	YTD Actual (b)	Var. \$ (b)-(a)	Var. % (b)-(a)/(a)	Var.
		\$	\$	\$	\$	%	
Opening Funding Surplus / (Deficit)	1(c)	2,197,002	2,197,002	2,197,002			
Revenue from operating activities							
Rates		80,192,181	79,692,181	80,045,904	353,723	0.44%	
Operating grants, subsidies and contributions		3,773,982	98,262	493,160	394,898	401.88%	▲
Fees and charges		25,208,293	12,405,991	14,127,020	1,721,029	13.87%	▲
Interest earnings		1,460,000	121,618	39,077	(82,541)	(67.87%)	▼
Other revenue		235,500	19,618	37,125	17,507	89.24%	▲
Profit on disposal of assets		18,399	18,399	-	(18,399)	(100.00%)	▼
		110,888,355	92,356,069	94,742,286	2,386,217	2.58%	
Expenditure from operating activities							
Employee costs		(48,372,090)	(3,627,895)	(3,451,141)	176,754	4.87%	
Materials and contracts		(44,457,231)	(4,203,095)	(3,398,847)	804,248	19.13%	▲
Utility charges		(4,120,720)	(285,836)	(69,377)	216,459	75.73%	▲
Depreciation on non-current assets		(35,440,869)	(2,952,224)	(2,953,406)	(1,182)	(0.04%)	
Interest expenses		(1,234,093)	(102,799)	(41,347)	61,452	59.78%	▲
Insurance expenses		(870,578)	(72,514)	(90,052)	(17,538)	(24.19%)	▼
Other expenditure		(202,500)	(40,498)	-	40,498	100.00%	▲
Loss on disposal of assets		(353,191)	(353,191)	-	353,191	100.00%	▲
		(135,051,272)	(11,638,052)	(10,004,173)	1,633,879	14.04%	
Non-cash amounts excluded from operating activities	1(a)	35,775,661	2,980,123	2,737,457	(242,666)	(8.14%)	
Amount attributable to operating activities		11,612,744	83,698,140	87,475,570	3,777,430	(4.51%)	
Investing activities							
Non-operating grants, subsidies and contributions	9	11,279,174	1,654,052	946,245	(707,807)	(42.79%)	▼
Proceeds from disposal of assets	4	1,020,562	85,047	63,995	(21,052)	(24.75%)	▼
Payments for property, plant and equipment	6	(42,777,448)	(3,717,653)	(1,109,120)	2,608,533	70.17%	▲
Amount attributable to investing activities		(30,477,712)	(1,978,554)	(98,880)	1,879,674	95.00%	
Financing Activities							
Proceeds from new debentures	7	27,500,000	-	-	0	0.00%	
Unspent Loans Utilised		431,591	-	-	0	0.00%	
Payment of lease liability		(807,905)	(201,976)	(257,800)	(55,824)	(27.64%)	▼
Proceeds from community loans		100,000	8,333	333	(8,000)	(96.00%)	▼
Transfer from reserves		18,272,970	-	-	0	0.00%	
Repayment of debentures	7	(25,410,640)	(450,887)	(432,875)	18,012	3.99%	
Transfer to reserves		(3,932,611)	-	-	0	0.00%	
Amount attributable to financing activities		16,153,405	(644,530)	(690,342)	(45,812)	(7.11%)	
Closing Funding Surplus / (Deficit)	1(c)	(514,561)	83,272,059	88,883,350	5,611,291	6.74%	

KEY INFORMATION

▲ ▼ Indicates a variance between Year to Date (YTD) Actual and YTD Budget data as per the adopted materiality threshold.

Refer to Note 12 for an explanation of the reasons for the variance.

This statement is to be read in conjunction with the accompanying Financial Statements and Notes.

(a) Non-cash items excluded from operating activities

The following non-cash revenue and expenditure has been excluded from operating activities within the Statement of Financial Activity in accordance with Local Government (Financial Management) Regulation 1996.

	Notes	Annual Budget	YTD Budget (a)	YTD Actual (b)
Non-cash items excluded from operating activities				
		\$	\$	\$
Adjustments to operating activities				
Less: Profit on asset disposals		(18,399)	(1,533)	-
Movement in pensioner deferred rates (non-current)		-	-	(186,751)
Movement in employee benefit provisions (non-current)		-	-	(29,198)
Add: Loss on asset disposals		353,191	29,433	-
Add: Depreciation on assets		35,440,869	2,952,224	2,953,406
Total non-cash items excluded from operating activities		35,775,661	2,980,123	2,737,457

(b) Adjustments to net current assets in the Statement of Financial Activity

The following current assets and liabilities have been excluded from the net current assets used in the Statement of Financial Activity in accordance with regulation 32 of the Local Government (Financial Management) Regulations 1996 to agree to the surplus/(deficit) after imposition of general rates.

		Budget Closing 30 Jun 2020	Budget Closing 30 Jun 2021	Year to Date 31 Jul 2020
Adjustments to net current assets				
Less: Reserves - restricted cash		(29,281,962)	(23,396,745)	(36,912,397)
Less: Unspent loans		-	(431,591)	-
Less: ESL debtors		185,905	-	(8,118,995)
Less: Prepaid Rates		(2,455,879)	(2,455,879)	(3,200,708)
Less: Clearing accounts		(919,021)	-	863,676
Add: Borrowings	7	5,410,639	7,499,999	4,326,956
Add: Lease liability		1,416,287	608,382	(1,921,379)
Add: Provisions - employee		4,944,527	5,041,426	4,944,527
Add: Loan Facility offset		-	-	11,500,000
Total adjustments to net current assets		(20,699,504)	(13,134,408)	(28,518,320)

(c) Net current assets used in the Statement of Financial Activity

Current assets				
Cash and cash equivalents	2	39,407,751	26,695,730	33,541,926
Rates receivables	3	4,019,116	3,519,116	70,907,603
Receivables	3	4,444,928	3,644,928	26,745,465
Other current assets		428,974	428,974	1,160,566
Less: Current liabilities				
Payables		(1,224,232)	(1,474,231)	(3,063,276)
Borrowings	7	(5,410,639)	(7,499,999)	(4,326,956)
Contract liabilities		(8,731,145)	(3,464,329)	(5)
Lease liabilities		(1,416,287)	(608,382)	1,921,379
Provisions		(8,621,960)	(8,621,960)	(9,485,032)
Less: Total adjustments to net current assets	1(b)	(20,699,504)	(13,134,408)	(28,518,320)
Closing Funding Surplus / (Deficit)		2,197,002	(514,561)	88,883,350

CURRENT AND NON-CURRENT CLASSIFICATION

In the determination of whether an asset or liability is current or non-current, consideration is given to the time when each asset or liability is expected to be settled. Unless otherwise stated assets or liabilities are classified as current if expected to be settled within the next 12 months, being the Council's operational cycle.

	Total Amount	Interest rate	Total calculated interest Earnings	Institution	S&P rating	Deposit Date	Maturity Date	Term days
	\$	\$	\$	\$				
Cash on hand								
Westpac Municipal Bank Account	4,901,093	Variable		Westpac	AA-	NA	NA	
	4,901,093							
Municipal Investments								
Muni 10 - 9652-46197	29,695	1.05%	309	ANZ	AA-	1/10/2019	1/10/2020	366
MNS 31 - 582058	3,095,526	1.00%	2,627	Westpac	AA-	30/06/2020	31/07/2020	31
MNS 60 - 582007	338,097	1.05%	301	Westpac	AA-	30/06/2020	31/07/2020	31
	3,463,319							
Reserve Investments								
Reserve 30 - 78-911-3263	3,038,679	0.65%	3,351	NAB	AA-	7/07/2020	7/09/2020	62
Reserve 31 - 78-920-6945	3,039,785	0.65%	3,353	NAB	AA-	24/07/2020	24/09/2020	62
Reserve 32 - 33713404	3,013,967	0.56%	4,202	Commonwealth	AA-	25/05/2020	24/08/2020	91
Reserve 33 - 93-656-8445	3,036,962	0.85%	6,422	NAB	AA-	2/07/2020	1/10/2020	91
Reserve 34 - 72-684-2987	3,035,448	0.66%	3,399	NAB	AA-	22/07/2020	22/09/2020	62
RNS 31 - 581565	6,812,190	1.00%	5,781	Westpac	AA-	30/06/2020	31/07/2020	31
RNS 60 - 581573	3,200,482	1.05%	2,852	Westpac	AA-	30/06/2020	31/07/2020	31
	25,177,514							
Trust Investments								
	0							
Total	33,541,926		32,597					

Interest revenue

Investment Interest Accrued	32,597
Investment Interest Matured	(463)
Rates Interest	6,943
	<u>39,077</u>

Interest Earned

\$39,077

Total Municipal and Reserve Funds 33,541,926

	Amount	Interest rate on loans	Interest Saved	YTD Interest Saved
Loan Offset Facility				
Westpac	11,500,000	1.98%	7,929	7,929

KEY INFORMATION

Cash and cash equivalents include cash on hand, cash at bank, deposits available on demand with banks and other short term highly liquid investments highly liquid investments with original maturities of twelve months or less that are readily convertible to known amounts of cash and which are subject to an insignificant risk of changes in value and bank overdrafts. Bank overdrafts are reported as short term borrowings in current liabilities in the statement of net current assets.

The local government classifies financial assets at amortised cost if both of the following criteria are met:

- the asset is held within a business model whose objective is to collect the contractual cashflows, and
- the contractual terms give rise to cash flows that are solely payments of principal and interest.

Total Municipal Cash	Unrestricted
\$45.04 M	\$19.86 M

**NOTES TO THE STATEMENT OF FINANCIAL ACTIVITY
FOR THE PERIOD ENDED 31 JULY 2020**

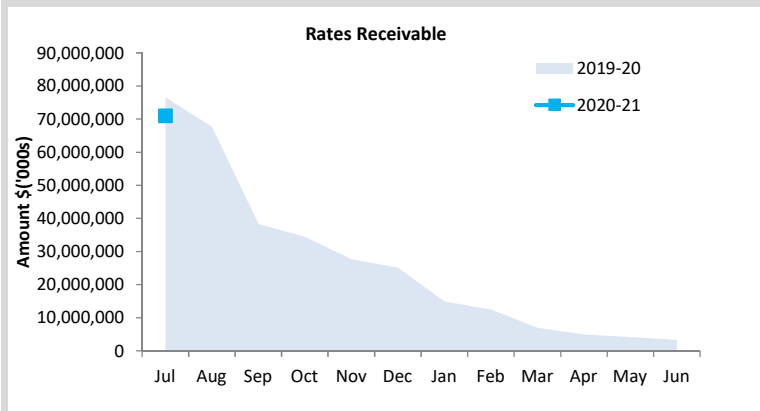
**OPERATING ACTIVITIES
NOTE 3
RECEIVABLES**

Rates Receivable	30-Jun-20	31-Jul-19	31 Jul 20
	\$		\$
Opening Arrears Previous Years	2,873,789	2,873,789	3,317,555
Rates levied	80,212,522	78,487,059	80,045,904
Less - Collections to date	(79,768,756)	(6,219,683)	(12,455,856)
Equals Current Outstanding	3,317,555	75,141,165	70,907,603
Net Rates Collectable	3,317,555	75,141,165	70,907,603
% Collected	96%	7.6%	14.9%
No. of Legal Proceedings Commenced for the 2020/21 year			3
No. of properties > \$10,000 outstanding			30
No. of properties between \$3,000 and \$10,000 outstanding			241
Value of Rates Concession			73,427
Value of Rates Exemptions			1,960,488

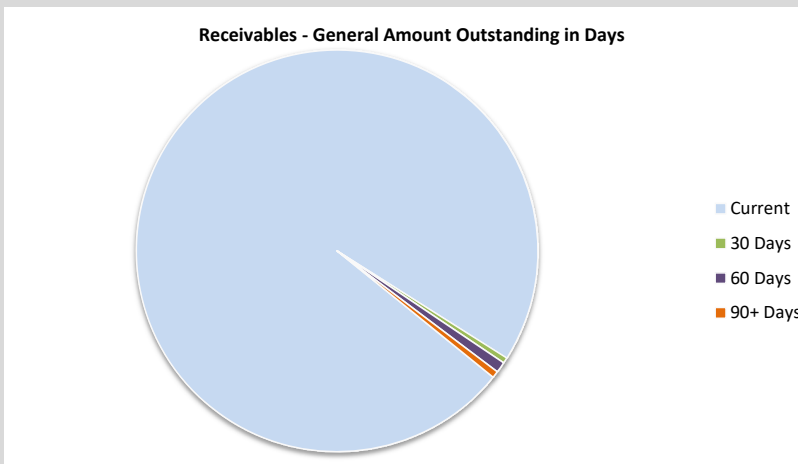
Receivables - General	Credit	Current	30 Days	60 Days	90+ Days	Total
	\$	\$	\$	\$	\$	\$
Balance per Trial Balance						
Sundry receivable		1,554,039	83,621	233,670	144,790	2,016,121
Recreation Centres		100,182				100,182
Mandurah Ocean Marina		66,297	37,913			104,210
GST receivable		482,468				482,468
Infringements		1,002,950				1,002,950
Pensioners rates and ESL deferred		6,984,115				6,984,115
Other Receivables		16,055,421				16,055,421
Total Receivables General Outstanding		26,245,470	121,534	233,670	144,790	26,745,465
Percentage		98.1%	0.5%	0.9%	0.5%	

KEY INFORMATION

Rates and other receivables include amounts due from ratepayers for unpaid rates and service charges and other amounts due from third parties for goods sold and services performed in the ordinary course of business. Receivables expected to be collected within 12 months of the end of the reporting period are classified as current assets. All other receivables are classified as non-current assets. Collectability of rates and other receivables is reviewed on an ongoing basis. Other receivables that are known to be uncollectible are written off when identified. An allowance for doubtful debts is raised when there is objective evidence that they will not be collectible.



Collected	Rates Due
14.9%	\$70,907,603



Debtors Due
\$26,745,465
Over 30 Days
2%
Over 90 Days
1%

Asset	Asset Description	Budget	YTD Actual
		Proceeds	Proceeds
		\$	\$
	Sale of Land	0	(700)
<u>Light Passenger Vehicles - Replacement</u>			
MAZDA CX-5 - C00316	SUSTAINABLE DEVELOPMENT	15,502	
MITSUBISHI OUTLANDER - C00816	WORKS AND SERVICES	13,669	
MITSUBISHI OUTLANDER - C01016	SUSTAINABLE DEVELOPMENT	11,419	
TOYOTA PRADO - C01117	MAYORS OFFICE	24,367	
MITSUBISHI OUTLANDER - C02217	WORKS AND SERVICES	11,574	
MAZDA CX-5 - C02817	SUSTAINABLE DEVELOPMENT	13,467	
VOLKSWAGEN GOLF - C03717	WORKS AND SERVICES	11,924	
MAZDA CX-5 - C03917	WORKS AND SERVICES	15,975	
MAZDA CX-5 - C04016	WORKS AND SERVICES	16,150	
MITSUBISHI OUTLANDER - C04217	PEOPLE AND COMMUNITIES	11,815	
FORD MONDEO - C04516	SUSTAINABLE DEVELOPMENT	15,917	
MAZDA CX-5 - C04617	SUSTAINABLE DEVELOPMENT	16,460	
TOYOTA RAV4 - C04916	SUSTAINABLE DEVELOPMENT	14,438	
TOYOTA RAV4 - C05117	SUSTAINABLE DEVELOPMENT	14,002	
MAZDA CX-5 - C05216	PEOPLE AND COMMUNITIES	15,502	
MAZDA CX-5 - C05317	SUSTAINABLE DEVELOPMENT	16,460	
MAZDA CX-5 - C05517	STRATEGY AND BUSINESS PERFORMANCE	16,460	
HOLDEN TRAILBLAZER - C06716	WORKS AND SERVICES	19,159	
VW Golf - C072	WORKS AND SERVICES	9,939	
MAZDA CX-5 - C07317	WORKS AND SERVICES	16,460	
HYUNDAI I30 - C07718	WORKS AND SERVICES	8,662	
<u>Light Commercial Vehicles - Replacement</u>			
FORD RANGER - U00116	PARKS-SOUTHERN	18,762	
MITSUBISHI TRITON - U00517	PARKS PROJECTS	13,650	
ISUZU D'MAX - U00916	PARKS ASSETS	15,169	
FORD RANGER - U01116	WASTE MANAGEMENT	19,283	
FORD RANGER - U01417	PARKS CENTRAL	18,915	
FORD RANGER - U01517	PARKS MAINTENANCE - RETIC	13,839	
FORD RANGER - U01617	PARKS MAINTENANCE - RETIC	18,450	
TOYOTA HIACE - U01716	PARKS MAINTENANCE - RETIC	16,157	
FORD RANGER - U01816	PARKS PROJECTS	19,630	
FORD RANGER - U02617	PARKS NORTHERN	16,100	
FORD RANGER - U03017	PARKS MAINTENANCE - RETIC	13,839	
HOLDEN COLORADO - U03317	RANGERS	16,822	
FORD RANGER - U03716	MARINA AND DEPOT	18,607	
FORD RANGER - U04116	HEALTH SERVICES	18,809	
FORD RANGER - U04417	PARKS CENTRAL	14,715	
TOYOTA HIACE - U04617	PARKS MAINTENANCE - RETIC	16,588	
FORD RANGER - U05517	PARKS MAINTENANCE - RETIC	15,760	
FORD RANGER - U05617	LANDSCAPING SERVICES	15,544	
FORD RANGER - U06017	WORKS CONSTRUCTION	19,430	
HOLDEN COLORADO - U06118	SURVEYING SERVICES	17,356	
FORD RANGER - U06217	RECREATION SERVICES COORDINATOR	16,100	
FORD RANGER - U06317	CIVIL MAINTENANCE	19,720	
FORD RANGER - U06417	PARKS-SOUTHERN	16,315	
FORD RANGER - U06517	PARKS ASSETS	18,408	
FORD RANGER - U06617	EMERGENCY MANAGEMENT SDBFB	19,720	
<u>Trucks & Buses Replacements</u>			
TOYOTA HIACE 12 SEAT BUS - T028	EMERGENCY MANAGEMENT	23,876	
<u>Trailers</u>			
FLAT TOP 1500KG - P016	WORKS CONSTRUCTION	700	

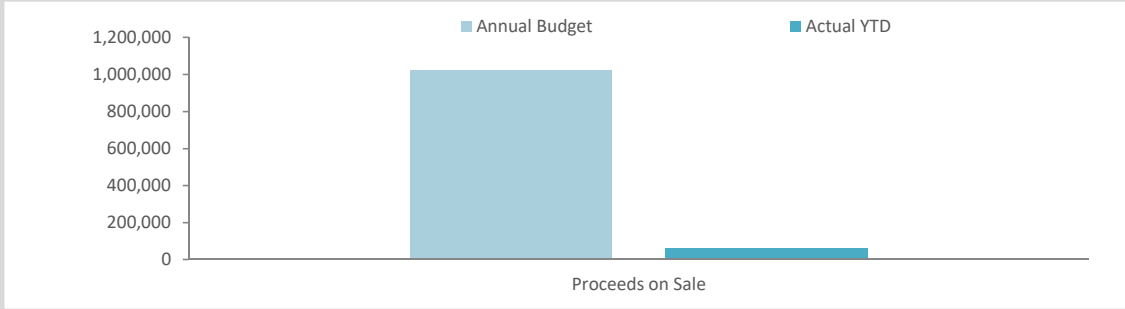
NOTES TO THE STATEMENT OF FINANCIAL ACTIVITY
FOR THE PERIOD ENDED 31 JULY 2020

OPERATING ACTIVITIES
NOTE 4
DISPOSAL OF ASSETS

Asset	Asset Description	Budget	YTD Actual
		Proceeds	Proceeds
MOWING 4500KG - V003	PARKS-SOUTHERN	3,040	
MOWING 4500KG - V004	PARKS NORTHERN	3,040	
MOWING 4500KG - V005	PARKS-SOUTHERN	3,040	
BOXTOP 2000KG - V022	WORKS CONSTRUCTION	700	
BOXTOP 2000KG - V025	CIVIL CONSTRUCTION(DRAINAGE)	700	
BOXTOP 1500KG - V026	CITYBUILD	750	
3T TANDEM TIPPER - V033	CIVIL MAINTENANCE	1,660	
2T TANDEM TIPPER - V034	CIVIL CONSTRUCTION (DRAINAGE)	1,330	
LUGGAGE TRAILER SINGLE AXLE 2000KG - V040	PARKS ASSETS	1,090	
WASTECH SEMI TRAILER - V050		35,327	
WASTECH SEMI TRAILER - V051		35,327	
WASTECH CONVERTED DOLLY TRAILER - V052		5,486	
<u>Parks & Mowers</u>			
TORO REELMASTER 7000D - M02517	PARKS ASSETS	18,252	
KUBOTA OFD 72 INCH - CAB+TRAILER - M01516	PARKS ASSETS	7,500	
KUBOTA ZERO TURN 72 INCH - M01916	PARKS SOUTH	6,000	
KUBOTA OFD 72 INCH - M03416	PARKS NORTH	7,500	
TURF CUTTER - P302	PARKS SOUTH	1,000	
<u>Miscellaneous Equipment >\$1500</u>			
ROBIN TRASH PUMP - S107	CIVIL CONSTRUCTION (DRAINAGE)	890	
EARLEX ELECTRIC SPRAY UNIT - P021	CITYBUILD	640	
VERTI MOWER - M008	PARKS ASSETS	400	
<u>Construction Vehicles - Replacement</u>			
KOMATSU WA250PZ-6 WHEEL LOADER - G006	WORKS CONSTRUCTION	79,405	
BOMAG BW24R MULTI TYRE ROLLER - R002	WORKS CONSTRUCTION	45,900	
<u>Plant Disposed from 2019/20 budget</u>			
FORD RANGER XL 2WD DUAL PICKUP UTE DSL AUTO	WORKS CONSTRUCTION	0	15,509
FORD RANGER DUAL CAB 4X4 TRAYBACK UTE	PARKS ASSETS	0	24,600
FORD RANGER DUAL CAB 4X4 TRAYBACK UTE	PARKS CENTRAL	0	23,918
DEUTSCHER H660-11 ROTARY MOWER	PARKS ASSETS	0	667

Asset	Asset Description	Budget	YTD Actual
		Proceeds	Proceeds
		1,020,562	63,995

KEY INFORMATION



**NOTES TO THE STATEMENT OF FINANCIAL ACTIVITY
FOR THE PERIOD ENDED 31 JULY 2020**

**NOTE 5
TENDERS AWARDED FOR THE MONTH**

CEO delegation – accepted tenders during the month
Delegation over \$250,000

Tender code	Tender Description	Company Awarded to	Contract Term	Contract Amount
				\$
T11-2020	Waterfront Project - Mandurah Estuary Pool Floating Jetty	SMC Marine Pty Ltd	6 months	1,107,930
T03-2020	Construction of New and Repairs to Existing Limestone Walls	Consolidated Limestone	2 years (Option to extend extra 2 years)	481,680
T05-2020	City Centre Sweeper Services – Verges, Paths, Carparks and Reserves	Justin Ellis t/a Mandurah Sweep	2 years (Option to extend extra 2 years)	357,672
T09-2020	Waterfront Project - Design and Construction of Public and Commercial Jetty	Universal Marina Systems WA Pty Ltd	Separable Package One - 3 weeks, Separable Package Two – 12 weeks, Separable Package Three – 12 weeks	\$77,642.40 – Separable Package One, \$143,058.99 - Separable Package Two, \$313,143.45 Separable Package Three
T06-2020	Provision of Pool Chemicals for the Mandurah Aquatic & Recreation Centre	Ixom Operations Pty Ltd (For Separable Package One)	3 years (Option to extend extra 1 year)	160,000
T08-2020	Supply and Delivery of Sand	BM & RV Waters (For Separable Package One and Two)	3 years (Option to extend extra 1 year)	244,000

NOTES TO THE STATEMENT OF FINANCIAL ACTIVITY
FOR THE PERIOD ENDED 31 JULY 2020

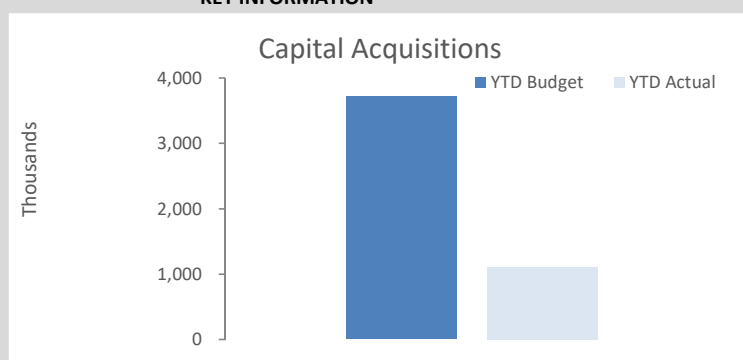
INVESTING ACTIVITIES
NOTE 6
CAPITAL ACQUISITIONS

Capital Acquisitions	Adopted Budget	Annual Budget	YTD Budget	YTD Actual	YTD Actual Variance
	\$		\$	\$	\$
Buildings	3,271,990	3,271,990	315,699	152,653	(163,046)
Equipment	336,820	336,820	44,097	2,930	(41,167)
Machinery	3,506,697	3,506,697	264,822	39,980	(224,842)
Infrastructure - Roads	10,964,511	10,987,182	1,176,414	392,376	(784,038)
Bridges	400,000	400,000	0	0	0
Parks	19,901,580	19,940,140	1,656,716	460,987	(1,195,729)
Drainage	1,118,523	1,118,524	122,876	19,959	(102,917)
Coastal & Estuary	422,601	422,603	51,727	39,744	(11,983)
Other Infrastructure	3,143,492	2,793,492	85,302	490	(84,812)
Capital Expenditure Totals	43,066,214	42,777,448	3,717,653	1,109,120	(2,608,533)
Capital Acquisitions Funded By:					
	\$		\$	\$	\$
City of Mandurah Contribution	8,553,048	8,614,282	2,056,514	98,880	(1,957,633)
Capital grants and contributions	11,279,174	11,279,174	1,654,052	946,245	(707,807)
Borrowings	7,931,591	7,931,591		0	0
Other (Disposals & C/Fwd)	1,020,562	1,020,562	7,087	63,995	56,907
Cash Backed Reserves					
Building Reserve	2,161,990	2,161,990		0	0
Asset Management Reserve	1,404,778	1,404,778		0	0
Property Acquisition Reserve	1,830,000	1,480,000		0	0
Sustainability Reserve	229,180	229,180		0	0
Sanitation Reserve	756,471	756,471		0	0
Traffic Bridge Reserve	400,000	400,000		0	0
Waterways Reserve	40,990	40,990		0	0
Unspent Grants & Contributions Reserve	5,258,590	5,258,590		0	0
City Centre Land Acquisition Reserve	2,000,000	2,000,000		0	0
Plant Reserve	199,841	199,841		0	0
Capital Funding Total	43,066,214	42,777,448	3,717,653	1,109,120	(2,608,533)

SIGNIFICANT ACCOUNTING POLICIES

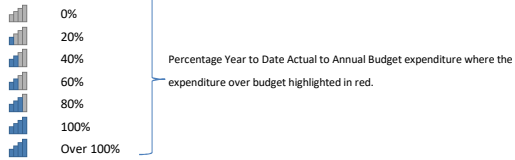
All assets are initially recognised at cost. Cost is determined as the fair value of the assets given as consideration plus costs incidental to the acquisition. For assets acquired at no cost or for nominal consideration, cost is determined as fair value at the date of acquisition. The cost of non-current assets constructed by the local government includes the cost of all materials used in the construction, direct labour on the project and an appropriate proportion of variable and fixed overhead. Certain asset classes may be revalued on a regular basis such that the carrying values are not materially different from fair value. Assets carried at fair value are to be revalued with sufficient regularity to ensure the carrying amount does not differ materially from that determined using fair value at reporting date.

KEY INFORMATION



Acquisitions	Annual Budget	YTD Actual	% Spent
	\$42.78 M	\$1.11 M	3%
Capital Grant	Annual Budget	YTD Actual	% Received
	\$11.28 M	\$0.95 M	8%

Capital Expenditure Total
Level of Completion Indicators



Level of completion indicator, please see table at the end of this note for further detail.

	Account Description	Adopted Budget	Annual Budget	YTD Budget	YTD Actual	Remaining Unspent Funds	Comment
Buildings							
	1632.750588. Owen Avenue Ablution	298,889	298,889	6,233	0	298,889	Evaluation of tender submissions complete.
	1632.750619. Community Sport and Recreation Facility Fund Program - Sm	160,119	160,119	0	0	160,119	Construction to commence Q2. Funding allocated to Peel Hockey Assoc Floodlighting \$95,443 and Sth Mh Tennis Club Resurfacing \$10,120.
	1632.750620. Solar Plan	64,048	64,048	0	0	64,048	Construction to commence Q4.
	1632.750621. Milgar St Reserve Water Service Replacement	21,350	21,350	7,046	0	21,350	Construction to commence in August.
	1632.750622. Installation of Air Conditioning at Halls Head Parade Commu	48,035	48,035	0	0	48,035	Construction to commence Q2.
	1632.750623. Administration Building - Foyer Security	80,059	80,059	0	0	80,059	Working with architect on design.
	1632.750624. Seniors Centre Heating Cooling System Upgrade	48,035	48,035	15,852	0	48,035	Construction to commence in August.
	1632.750625. Mandurah Community Museum Roof Replacement.	160,119	160,119	0	0	160,119	Construction to commence Q3.
	1632.750626. Site Main Switchboard Program	53,373	53,373	0	0	53,373	Construction to commence Q4.
	1632.750627. Administration Centre External Painting Project	84,329	84,329	0	0	84,329	Construction to commence Q3.
	1632.750628. Civic Building-Mayors Office Reconfiguration	53,373	53,373	0	0	53,373	Construction to commence Q2.
	1632.750629. Health & Safety Improvements at Pottery Place	16,011	16,011	0	0	16,011	Construction to commence Q2.
	1632.750630. Mandurah Ocean Marina Chalets - External Refurbishment	160,119	160,119	0	0	160,119	Construction to commence Q3.
	1632.750631. Mandurah Bowling & Recreation Club - Bar Repairs	21,350	21,350	0	0	21,350	Construction to commence Q2.
	1632.750632. Falcon Pavilion Re Roofing Project	77,924	77,924	0	0	77,924	Construction to commence Q2.
	1632.750633. Stage 2 of Upgrades to Peelwood Reserve Changerooms	106,746	106,746	0	0	106,746	Construction to commence Q4.
	1632.750634. MARC - Hardstands for Pool Blankets	10,674	10,674	0	0	10,674	Construction to commence Q2.
	1632.750635. MARC - Aquatic Plant Rooms Automatic Pool Acid Feed System	5,337	5,337	0	0	5,337	Construction to commence Q2.
	1632.750636. WMC - Upgrade Alarm System	30,000	30,000	9,900	0	30,000	Construction to commence Q1.
	1632.750567. South Mandurah Football Club Changeroom Project	106,746	106,746	0	0	106,746	Construction to commence Q2.
	1632.750638. Ablution Bortolo Reserve	213,492	213,492	0	0	213,492	Construction to commence Q3.
	1632.750579. Mh Mustangs FC - Facility Development	176,131	176,131	0	0	176,131	Construction to commence Q3.
	1632.750580. Peelwood Res - Changeroom Upgrade	21,350	21,350	0	0	21,350	Construction to commence Q4.
	1632.750510. CASM Ablution Upgrade	47,020	47,020	15,517	0	47,020	Construction 30% complete.
	1632.750589. Admin Building First Floor Carpet	38,535	38,535	0	0	38,535	Construction to commence Q2.
	1632.750516. Change Rooms Upgrade Program	213,487	213,487	70,451	0	213,487	Construction has commenced on Falcon Pavilion changeroom upgrade.
	1632.750454. MARC/Waste Transfer Station - Solar Plan Phase 5	309,414	309,414	102,107	132,873	176,542	Waiting on Western Power to commission.
	1632.750609. Site Main Switchboards	89,133	89,133	0	0	89,133	Construction to commence Q1.
	1632.750603. Southern Ops Transportable Meeting Room	79,832	79,832	12,773	11,175	68,657	Finalising approval documentation.
	1632.750591. Civic Chamber Meeting Rooms	64,403	64,403	21,253	2,225	62,178	Construction complete. Finances to be finalised.
	1632.750532. Civic Building - Tuckey Room	121,177	121,177	39,988	6,381	114,796	Construction 85% complete.
	1632.750584. Peel Community Kitchen	247,200	247,200	0	0	247,200	Construction to commence Q2.
	1632.750586. MARC LED & Lighting Control	44,180	44,180	14,579	0	44,180	Construction to commence Q1. Quotes received exceed available budget by \$14,832, budget variation to be funded from SL Light Pole Replacement Program.
Bridges							
	1634.880001. Old Mandurah Bridge	400,000	400,000	0	0	400,000	Construction to commence Q2.
Parks							
	1635.700439. Enclosed Dog Park	213,492	213,492	0	13,999	199,493	Construction to commence Q3.
	1635.700440. Major Public Artworks	125,000	125,000	10,413	0	125,000	Ongoing Program 2020/21.
	1635.700441. Bortolo Reserve - Shade Sail	33,926	33,926	0	0	33,926	Construction to commence Q3.
	1635.700471. Hermitage Park - Shade Sail	45,234	45,234	0	0	45,234	Construction to commence Q3.
	1635.700472. Country Club Drive - Shade Sail	33,926	33,926	0	0	33,926	Construction to commence Q3.

Level of completion indicator, please see table at the end of this note for further detail.

Account Description	Adopted Budget	Annual Budget	YTD Budget	YTD Actual	Remaining Unspent Funds	Comment
1635.700442. Shade Sail Renewal Program	56,544	56,544	0	6,544	50,000	Ongoing Program 2020/21 to commence in Q2.
1635.700443. Falcon Bay Upgrade - Stage 4 of 5	339,261	339,261	0	0	339,261	Construction to commence Q2.
1635.700444. Novara Foreshore Stage 4	452,348	452,348	0	0	452,348	Construction to commence Q3.
1635.700445. Wittenoom Reserve - Drinking Fountain	9,047	9,047	0	0	9,047	Construction to commence Q2.
1635.700466. Calypso Reserve - Drinking Fountain	9,047	9,047	0	0	9,047	Construction to commence Q2.
1635.700467. Halls Head Foreshore - Drinking Fountain	9,047	9,047	0	0	9,047	Construction to commence Q2.
1635.700468. Lord Hobart Reserve - Drinking Fountain	16,963	16,963	0	0	16,963	Construction to commence Q2.
1635.700469. Mogum Reserve - Drinking Fountain	12,440	12,440	0	0	12,440	Construction to commence Q2.
1635.700446. BBQ Caterpillar Park	26,687	26,687	0	0	26,687	Construction to commence Q2.
1635.700470. BBQ Templetonia Reserve, Coodanup	26,687	26,687	0	0	26,687	Construction to commence Q2.
1635.700447. Rakoa Reserve and Bridgewater South Replace Fencing	33,926	33,926	0	0	33,926	Construction to commence Q4.
1635.700448. Melaleuca Tce - Replace broken pine fencing	67,852	67,852	0	0	67,852	Construction to commence Q4.
1635.700449. Pump Station Replacement of Pumps	46,599	46,599	3,882	0	46,599	Ongoing Program 2020/21 to commence in Q2.
1635.700450. San Remo deck modifications	11,308	11,308	0	0	11,308	Construction to commence Q2.
1635.700451. Halls Cottage Fencing	53,373	53,373	0	0	53,373	Construction to commence Q4.
1635.700452. Seascape Village Precinct - Shade Structure Refurbishment	32,024	32,024	0	0	32,024	Construction to commence Q3.
1635.700453. Falcon Reserve Activation Plan - Stage 2	226,173	226,173	0	0	226,173	Construction to commence Q2.
1635.700454. Cemetery - Upgrade of lakes	96,125	96,125	0	0	96,125	Construction to commence Q4.
1635.700455. Lakes Cemetery Fencing - renewal	35,058	35,058	11,570	0	35,058	Construction to commence Q2.
1635.700456. Old Coast Road/Wilderness Drive - Playground Renewal	31,665	31,665	0	0	31,665	Construction to commence Q3.
1635.700457. BMX Track Renewal Program	56,544	56,544	0	0	56,544	Construction to commence Q3.
1635.700458. Yalgor Heights Reserve - Playground Renewal	31,665	31,665	0	0	31,665	Construction to commence Q3.
1635.700459. War Memorial - Redesign and replace reticulation	22,618	22,618	0	0	22,618	Construction to commence Q2.
1635.700438. Riverside Gardens Boardwalk	22,416	22,416	0	0	22,416	Construction to commence Q1.
1635.700460. Westbury Way Reserve Revegetation Plan (Offset) Capital	21,486	21,486	0	0	21,486	Construction to commence Q4.
1635.700461. Hexham Wetland Fencing	20,340	20,340	6,712	0	20,340	Construction complete. Finances to be finalised.
1635.700462. Madora Bay Beach	113,087	113,087	0	0	113,087	Construction to commence Q4.
1635.700463. Madora Bay Shade Shelters	67,852	67,852	0	0	67,852	Construction to commence Q3.
1635.700464. Shade Sails Over Playgrounds	226,173	226,173	0	0	226,173	Construction to commence Q3.
1635.700465. Dawesville Channel SE Foreshore Upgrade	226,173	226,173	0	0	226,173	Construction to commence Q3
1635.700395. Falcon Reserve Activation Plan	209,035	209,035	33,446	9,754	199,281	Construction 25% complete.
1635.700399. Lakelands Community Garden	30,000	30,000	0	0	30,000	Construction to commence Q3.
1635.700406. Pebble Beach Boulevard Res 46649	156,945	156,945	25,112	100	156,845	Construction 25% complete.
1635.700403. Grahame Heal Reserve	67,177	67,177	0	0	67,177	Construction 25% complete.
1635.700422. Louis Dawe Park	46,212	46,212	15,250	7,168	39,044	Construction 95% complete.
1635.700377. MARC improvement to car park area	10,000	10,000	3,300	4,224	5,776	Construction 95% complete.
1635.700396. Falcon Skate Park Upgrade	160,000	160,000	52,800	123,981	36,019	Construction complete. Finances to be finalised.
1635.700421. Eastern Foreshore Softfall Renewal		9,091	9,091	9,091	0	Construction 95% complete.
1635.700423. Mogum Reserve Softfall Renewal		23,400	23,400	23,400	0	Construction 95% complete.
1635.700430. Kerosene Tank Bunding		6,071	6,071	6,071	0	Completed.
Roads						
1636.501036. RS Aldgate Street	97,535	97,535	32,187	0	97,535	Construction to commence Q1.
1636.501066. RS Castlewood Place	17,340	17,340	0	0	17,340	Construction to commence Q3.
1636.501067. RS Mississippi Drive Stage 2	232,999	232,999	0	0	232,999	Construction to commence Q3.
1636.501068. RS Oakmont Avenue Cool Seal	97,535	97,535	0	0	97,535	Construction to commence Q4.
1636.501069. RS Oakmont Avenue	86,697	86,697	28,610	0	86,697	Construction to commence Q1.
1636.501070. RS Perie Banou Close	92,116	92,116	0	0	92,116	Construction to commence Q2.
1636.501071. RS Sedgemere Terrace	24,925	24,925	0	0	24,925	Construction to commence Q3.
1636.501072. RS Valley Road	27,093	27,093	0	0	27,093	Construction to commence Q2.
1636.501073. RS Valley Road	70,442	70,442	0	0	70,442	Construction to commence Q2.
1636.501074. Donnelly Gardens	205,906	205,906	0	0	205,906	Construction to commence Q2.
1636.501075. Westbourn Pass	28,177	28,177	0	0	28,177	Construction to commence Q3.
1636.501026. Bortolo Reserve - Shared Use Parking and Fire Track Facility	417,233	417,233	137,687	0	417,233	Construction to commence Q2.
1636.501027. RR Pinjarra Road Stage 1	812,789	812,789	0	62,789	750,000	Construction to commence Q3.
1636.501028. RR Peel Street	812,789	812,789	268,220	1,230	811,559	Construction to commence Q1.
1636.501029. RR Pinjarra Road Stage 2	812,789	812,789	0	0	812,789	Construction to commence Q4.
1636.501030. RR Leslie Street	812,789	812,789	130,046	0	812,789	Construction to commence Q2.
1636.501031. RR Catalina Dr/Badgerup Ave Roundabout	596,045	596,045	0	0	596,045	Construction to commence Q3.
1636.501032. RR Thera St Stage 2	184,233	184,233	60,797	21,525	162,708	Construction to commence Q1.

Level of completion indicator, please see table at the end of this note for further detail.

Account Description	Adopted Budget	Annual Budget	YTD Budget	YTD Actual	Remaining Unspent Funds	Comment
1636.501033. RR Old Coast Road/Albany Drive	140,883	140,883	0	0	140,883	Construction to commence Q2.
1636.501034. RR Old Coast Rd - Cossack Way to Shoshone View	270,930	270,930	0	0	270,930	Construction to commence Q4.
1636.501035. CP Halls Head Parade - Roberts Point	88,865	88,865	29,325	7,635	81,230	Construction to commence Q1.
1636.501025. SP Halls Head Parade PSP	21,674	21,674	0	0	21,674	Design to commence Q4.
1636.501055. SP Casuarina Drive	16,256	16,256	0	0	16,256	Construction to commence Q3.
1636.501056. SP Eldora Crescent	54,186	54,186	17,882	4,187	49,999	Construction to commence Q1.
1636.501057. SP First Avenue	34,679	34,679	0	0	34,679	Construction to commence Q1.
1636.501058. SP Lanyon Street	70,442	70,442	0	0	70,442	Construction to commence Q2.
1636.501059. SP Melita Street	45,516	45,516	15,021	3,516	42,000	Construction to commence Q1.
1636.501060. SP Murdoch Drive	91,032	91,032	0	0	91,032	Construction to commence Q2.
1636.501061. SP Pinjarra Road	81,279	81,279	0	0	81,279	Construction to commence Q4.
1636.501062. SP Pinjarra Road Park	72,609	72,609	0	0	72,609	Construction to commence Q3.
1636.501063. SP Wanjeep Street	102,953	102,953	0	0	102,953	Construction to commence Q4.
1636.501064. Mulberry Close PAW	26,009	26,009	0	0	26,009	Construction to commence Q3.
1636.501065. Missing Links	33,595	33,595	0	0	33,595	Ongoing program 2020/21 to commence in Q2.
1636.501037. SP Cox Bay Footpath Renewal	117,041	117,041	38,624	13,071	103,970	Construction 50% complete.
1636.501038. SP Stingray Point Footpath Replacement	146,302	146,302	0	0	146,302	Construction to commence Q4.
1636.501039. SL Street Lighting New Program	162,558	162,558	13,541	12,558	150,000	Ongoing Program 2020/21.
1636.501040. SL Upgrade of the older lighting Poles on Peelwood Reserve C	53,373	53,373	0	0	53,373	Construction to commence Q3.
1636.501041. SL Rushton Sports Flood Lighting - Replacement	106,746	106,746	0	0	106,746	Project scope is being re-evaluated and funding is being sought to upgrade lighting of all 3 ovals as per report to Council currently in progress.
1636.501042. SL Light pole replacement	53,373	53,373	0	0	53,373	Construction to commence Q3. Budget Variation to allocate \$14,832 from this program to MARC LED & Lighting Control project.
1636.501043. SL Mandurah Marina canal light pole rectification	53,373	53,373	0	0	53,373	Construction to commence Q3.
1636.501044. SL Carpark Lighting Replacement Program	58,711	58,711	0	0	58,711	Construction to commence Q3.
1636.501045. SL Mandurah Scoop Lighting Replacement	18,147	18,147	0	0	18,147	Construction to commence Q2.
1636.501046. SL Parks and Reserves LED Program	80,059	80,059	0	0	80,059	Construction to commence Q3.
1636.501047. Pinjarra Road East - Median Stage 3	33,926	33,926	11,196	3,926	30,000	Construction to commence Q1.
1636.501048. TM Discretionary Traffic Management Program	162,558	162,558	13,542	15,587	146,971	Ongoing Program 2020/21.
1636.501049. TM Merlin St/Mistral St Roundabout	243,837	243,837	39,014	0	243,837	Construction to commence Q2.
1636.501050. Mandurah Road Median	169,631	169,631	0	0	169,631	Construction to commence Q3.

Level of completion indicator, please see table at the end of this note for further detail.

Account Description	Adopted Budget	Annual Budget	YTD Budget	YTD Actual	Remaining Unspent Funds	Comment
1636.501051. SF Street Furniture New Program	65,024	65,024	5,416	0	65,024	Ongoing Program 2020/21.
1636.500950. Smart Street Mall	2,000,000	2,000,000	166,600	65,632	1,934,368	Works commenced for below ground services and footings. Construction of planter walls to follow.
1636.501052. WMC Loading Area - Column Protection	35,000	35,000	0	0	35,000	Construction to commence Q2.
1636.501053. SL MARC Carpark Additional Lights	21,675	21,675	0	0	21,675	Construction to commence Q3.
1636.501054. Waste Transfer Station Road Construction	108,371	108,371	0	0	108,371	Construction to commence Q3.
1636.500953. Peel Street	250,000	250,000	82,500	104,922	145,078	Construction 50% complete.
1636.500894. Coodanup Drive	111,930	111,930	36,937	12,134	99,796	Construction to commence Q1.
1636.500963. TM Discretionary Traffic Mgmt	46,628	46,628	15,387	29,790	16,838	Ongoing Program 2020/21.
1636.500962. RR Thera Street	80,000	80,000	26,400	30,268	49,732	Construction to commence Q1.
1636.501019. WMC Recovery Facility Hardstand	205,907	205,907	0	0	205,907	Construction to commence Q2.
1636.500990. SP Cox Bay	0	22,672	7,482	380	22,292	Construction complete. Finances to be finalised.
1636.500981. RS Peel St/Ormsby Tce Roundabout	0	0	0	3,225	(3,225)	Actuals to be cleared in August when year end accrual journal is processed.
Drainage						
1637.600171. DR Leighton Road/Halls Head Parade	27,093	27,093	8,941	0	27,093	Construction to commence Q1.
1637.600172. DR Rainbow Way Swale Reinstatement	81,278	81,278	26,823	0	81,278	Construction to commence Q2.
1637.600173. DR Koolinda Street	162,558	162,558	0	0	162,558	Construction to commence Q2.
1637.600174. DR Yeedong Road	108,371	108,371	0	0	108,371	Construction to commence Q2.
1637.600175. DR 294 Estuary Road	81,278	81,278	26,823	0	81,278	Construction to commence Q2.
1637.600176. DR Northport Boulevard	81,278	81,278	0	0	81,278	Construction to commence Q3.
1637.600177. DR Discretionary Drainage	92,116	92,116	7,674	2,734	89,382	Ongoing Program 2020/21.
1637.600178. DR Halls Head Parade - Roberts Point	73,693	73,693	24,320	0	73,693	Construction to commence Q1.
1637.600179. DR Estuary View Road Flooding Stage 2	65,024	65,024	21,458	10,138	54,886	Construction to commence Q1.
1637.600180. Bortolo Sump - Water Sensitive Urban Design	325,116	325,116	0	0	325,116	Construction to commence Q3.
1637.600164. DR Orion Rd Park Stage 2	20,719	20,719	6,837	0	20,719	Construction 75% complete. \$10k underspend achieved via construction efficiencies. Savings to fund budget variation for Avalon Foreshore scope change.
1637.600167. DR Spinaway Parade	0	0	0	7,087	(7,087)	Actuals to be cleared in August when year end accrual journal is processed.
Coastal & Estuary						
1639.910106. Keith Holmes Reserve POS Upgrade	97,307	97,307	32,112	7,306	90,001	Construction 25% complete.
1639.910107. Marina Pens WIFI	20,000	20,000	0	0	20,000	Construction to commence Q2.
1639.910108. South Harbour Paving Upgrade Stage 2	183,801	183,801	0	0	183,801	Construction to commence Q2.
1639.910109. Cambria Island abutment walls repair	32,435	32,435	10,704	0	32,435	Consultant works commenced.
1639.910105. Parkridge Boat Ramp	62,060	62,060	0	0	62,060	Grant application to be submitted August 2020.
1639.910095. Avalon Foreshore	27,000	27,000	8,911	620	26,380	Construction 50% complete. \$10k budget variation for increase in design scope to be funded from underspend on DR Orion Rd Park Stage 2, achieved via construction efficiencies.
1639.910102. South Harbour Paving Replacement	0	0	0	31,818	(31,818)	Project to be added as a 2019/20 carryover as part of the 2019/20 Carryover Reconciliation.
Equipment						
1640.820175. MARC Pool Covers Program Pool	37,361	37,361	0	0	37,361	Construction to commence Q2.
1640.820176. Sign / sticker printer	37,930	37,930	37,930	2,930	35,000	Project 95% complete.
1640.820177. MARC CCTV Aquatic Facilities	32,024	32,024	0	0	32,024	Construction to commence Q2.
1640.820178. CCTV Upgrade at Meadow Springs Sports Facility	21,350	21,350	0	0	21,350	Construction to commence Q2.
1640.820179. MARC Pool Covers Leisure Exercise Pool	24,552	24,552	0	0	24,552	Construction to commence Q2.
1640.820180. Furniture & Equipment Renewal Program	55,508	55,508	6,167	0	55,508	Construction to commence Q1.
1640.820174. MPAC Orchestra Lift	128,095	128,095	0	0	128,095	Construction to commence Q2.
Plant & Machinery						
1641.770001. Light Passenger Vehicles - Replacement	672,651	672,651	56,032	0	672,651	
1641.770002. Light Commercial Vehicles - Replacement	981,185	981,185	81,733	0	981,185	
1641.770005. Light Passenger Vehicles - New	0	0	0	0	0	
1641.770018. Light Commercial Vehicles - New	36,000	36,000	2,999	0	36,000	
1641.770006. Trucks & Buses Replacements	72,893	72,893	3,040	0	72,893	
1641.770007. Trailers	743,550	743,550	61,938	0	743,550	
1641.770009. Parks & Mowers	285,438	285,438	23,777	39,980	245,458	
1641.770011. Miscellaneous Equipment >\$1500	131,919	131,919	10,989	0	131,919	
1641.770008. Construction Vehicles	583,061	583,061	24,314	0	583,061	
Other Infrastructure						
1643.930033. Christmas Decorations 2020	213,492	213,492	70,452	0	213,492	Project has commenced.
1643.930034. Waste Transfer Station increase hardstand area with concrete	100,000	100,000	0	0	100,000	Construction to commence Q3.
1643.930035. Restart Mandurah - Other	2,785,000	2,435,000	0	0	2,435,000	Construction to commence Q3.
1643.930032. Road Sweeper Spoil	45,000	45,000	14,850	490	44,510	Construction complete. Finances to be finalised.
1646.750496. Lakelands DOS Clubroom Facility	200,000	200,000	32,000	234,706	(34,706)	Construction 85% complete. Completion due late August. Budget to be adjusted as part of 2019/20 Carryover Reconciliation.
1646.700352. Lakelands DOS	1,000,000	1,000,000	160,000	0	1,000,000	Tender evaluation underway.

Level of completion indicator, please see table at the end of this note for further detail.

Account Description	Adopted Budget	Annual Budget	YTD Budget	YTD Actual	Remaining Unspent Funds	Comment
1646.500885. Lakelands DOS Parking	0	0	0	900	(900)	Budget to be adjusted as part of 2019/20 Carryover Reconciliation.
1647.920027. Eastern Foreshore South Precinct	6,870,103	6,870,103	572,279	5,606	6,864,497	Refer to Financial Report, Key Capital Projects table.
1647.920028. Western Foreshore Recreation Precinct	8,300,000	8,300,000	691,390	15,443	8,284,557	Refer to Financial Report, Key Capital Projects table.
Grand Total	43,066,214	42,777,448	3,717,653	1,109,120	41,590,402	

NOTES TO THE STATEMENT OF FINANCIAL ACTIVITY
FOR THE PERIOD ENDED 31 JULY 2020

FINANCING ACTIVITIES

NOTE 7

BORROWINGS

Repayments - Borrowings

Information on Borrowings Particulars	1 July 2020	New Loans		Principal Repayments		Principal Outstanding		Interest Repayments	
		Actual	Budget	Actual	Budget	Actual	Budget	Actual	Budget
	\$	\$	\$	\$	\$	\$	\$	\$	\$
Law, order, public safety									
Port Bouvard Surf Life Saving Club [WTC 316(v)]	0		0		110		(110)		0
Health									
Community amenities									
Compactor Waste Trailers and Dolly [336]	240,815	0	0	4,758	54,610	236,057	186,205	468	8,102
Waste Water Reuse [349]	146,255	0	0	1,861	20,376	144,394	125,879	274	5,244
Halls Head Ablution Block [350]	97,505	0	0	1,241	13,580	96,264	83,925	182	3,496
Halls Head Recycled Water 2019/20	200,051	0	0	1,527	17,389	198,523	182,662	349	5,891
Ablutions 2020/21	0		200,000	-	17,344	0	182,656	0	5,935
Recreation and culture									
Allnutt Reserve Community Facility [316(iii)]	0	0	0	-	513	0	(513)	0	0
Town Beach Ablutions [316(vii)]	0	0	0	-	220	0	(220)	0	0
Rushton Park Redevelopment [318(ii)]	334,327	0	0	7,830	83,095	326,497	251,232	116	10,917
Meadow Springs Recreation Facility [318(iii)]	250,493	0	0	5,882	63,310	244,611	187,183	87	8,317
Mandurah Rugby Club [320]	42,468	0	0	3,449	39,316	39,019	3,152	77	763
Mandurah Cricket Club [321]	14,145	0	0	1,151	13,094	12,994	1,051	25	254
Mandurah Football & Sporting Club [324]	165,129	0	0	6,649	78,869	158,480	86,260	316	4,711
Mandurah Rugby Club [325]	12,698	0	0	512	6,070	12,186	6,628	24	362
Bowling Club Relocation [326]	1,092,880	0	0	45,483	537,467	1,047,397	555,413	1,981	32,101
Ablutions - Netball Centre [329(i)]	88,582	0	0	3,532	41,873	85,050	46,709	166	2,501
Parks Construction [329(v)]	87,089	0	0	3,532	41,873	83,557	45,216	166	2,501
Halls Head Bowling Club upgrade [331]	310,795	0	0	3,013	32,228	307,782	278,567	609	11,236
Parks - Falcon Bay Reserve [333(i)]	72,390	0	0	1,953	22,739	70,437	49,651	137	2,339
MARC Redevelopment [338]	763,964	0	0	12,842	144,275	751,122	619,689	1,433	27,025
MARC Redevelopment Stage 1 [340]	503,911	0	0	6,581	72,790	497,330	431,121	985	18,002
MARC Redevelopment Stage 2 [341]	1,277,816	0	0	17,139	187,831	1,260,677	1,089,985	2,385	46,457
Eastern Foreshore Wall [344]	835,933	0	0	11,086	121,623	824,846	714,310	1,556	30,081
MARC Stage 2 [345]	1,228,894	0	0	15,994	174,502	1,212,900	1,054,392	2,193	43,742
Falcon Bay Seawall [351]	244,836	0	0	3,111	34,049	241,725	210,787	458	8,779
MARC Solar Plan [353]	173,490	0	0	1,663	17,759	171,827	155,731	340	6,277
Novara Foreshore Development [355]	346,980	0	0	3,326	35,518	343,654	311,462	680	12,554
Falcon Bay Foreshore Upgrades [356]	346,980	0	0	3,326	35,518	343,654	311,462	680	12,554
Mandjar Square Development [358]	433,630	0	0	4,158	44,391	429,472	389,239	849	15,693
Lakelands DOS [360]	2,365,997	0	0	26,734	248,575	2,339,263	2,117,422	1,304	87,881
Mandjar Square Stage 3 and 4	458,859	0	0	3,757	82,410	455,102	376,449	813	27,270
Falcon Seawall	908,175	0	0	7,530	41,205	900,645	866,970	1,610	13,635
Novara Foreshore Stage 3	183,582	0	0	1,503	16,482	182,079	167,100	325	5,454
Smart Street Mall Upgrade 2019/20	500,127	0	0	4,191	43,460	495,936	456,667	871	14,728
Falcon Bay Foreshore Stage 3 of 4	300,076	0	0	2,291	26,083	297,785	273,993	523	8,837
Mandjar Square Final Stage	300,076	0	0	2,291	26,083	297,785	273,993	523	8,837
Falcon Skate Park Upgrade	120,030	0	0	1,006	10,433	119,025	109,597	209	3,535
Westbury Way North side POS Stage 3	200,051	0	0	1,522	17,389	198,529	182,662	354	5,891
Eastern/ Western Foreshore 2020/21	0	2,770,000	-	-	240,145	0	2,529,855	0	82,211
Smart Street Mall 2020/21	0	2,000,000	-	-	173,382	0	1,826,618	0	59,358
Novara Foreshore Stage 4	0	400,000	-	-	34,676	0	365,324	0	11,872
Bortolo Reserve - Shared Use Parking and Fire Track Facility	0	350,000	-	-	30,352	0	319,648	0	10,387
Falcon Bay Upgrade - Stage 4 of 5	0	300,000	-	-	26,016	0	273,984	0	8,904
Enclosed Dog Park	0	200,000	-	-	17,344	0	182,656	0	5,936
South Harbour Paving Upgrade Stage 2	0	50,000	-	-	4,336	0	45,664	0	1,484
Falcon Skate Park Upgrade 2020/21	0	80,000	-	-	7,521	0	72,479	0	1,816
Transport									
Road Construction [316(ii)]	0	0	0	-	1,642	0	(1,642)	0	0
Car Parking [316(iv)]	0	0	0	-	121	0	(121)	0	0
Drainage [318(iv)]	83,835	0	0	19,557	19,784	64,278	64,051	290	2,599
Road Construction [318(v)]	836,324	0	0	1,948	213,672	834,376	622,652	29	28,071
Road Construction [329(ii)]	188,410	0	0	7,687	91,136	180,723	97,274	362	5,443
Drainage Construction [329(iii)]	63,624	0	0	2,493	29,557	61,131	34,067	117	1,765
Peelwood Oval - Parking [329(iv)]	24,957	0	0	1,039	12,316	23,918	12,641	49	736
Path Construction [329(vi)]	13,856	0	0	623	7,389	13,233	6,467	29	441
Street Lighting [329(viii)]	18,102	0	0	831	9,852	17,271	8,250	39	588
Road Construction [333(ii)]	320,984	0	0	8,896	103,588	312,088	217,396	624	10,654
New Pedestrian Bridge Construction [335]	481,195	0	0	9,622	110,329	471,573	370,866	936	16,367
New Road Construction [339]	544,949	0	0	9,106	102,919	535,843	442,030	1,062	19,313
New Road Construction [342]	651,651	0	0	8,544	93,915	643,107	557,736	1,218	23,229
WMC Tims Thicket [343]	98,545	0	0	1,272	14,096	97,273	84,449	193	3,484
Road Construction [346]	385,053	0	0	4,901	53,646	380,152	331,407	720	13,806
MARC Carpark [347]	292,521	0	0	3,723	40,752	288,798	251,769	547	10,488
MPAC Forecourt [348]	121,886	0	0	1,551	16,978	120,335	104,908	228	4,370
Mandurah Marina [352]	173,490	0	0	1,663	17,759	171,827	155,731	340	6,277
MARC Carpark [354]	260,243	0	0	2,494	26,632	257,749	233,611	510	9,416
Mandurah Foreshore Boardwalk Renewal [357]	390,262	0	0	3,742	39,948	386,520	350,314	764	14,124
New Road Construction [359]	1,191,883	0	0	12,723	125,617	1,179,160	1,066,266	1,446	44,411
Smoke Bush Retreat Footpath [361]	86,736	0	0	832	8,886	85,904	77,850	170	3,138
New Boardwalks 18/19	458,859	0	0	3,757	41,205	455,102	417,654	813	13,635
Coodanup Drive - Road Rehabilitation	91,791	0	0	751	8,241	91,040	83,550	163	2,727
Pinjarra Road Carpark	183,582	0	0	1,503	16,482	182,079	167,100	325	5,454
New Road Construction 2018/19	1,497,356	0	0	13,240	135,963	1,484,116	1,361,393	1,840	44,997
New Road Construction 2019/20	900,229	0	0	7,543	78,226	892,685	822,003	1,569	26,510
South Harbour Upgrade 2019/20	230,058	0	0	1,756	19,997	228,302	210,061	401	6,774
New Roads 2020/21	0	1,150,000	-	-	99,693	0	99,693	0	34,131

Repayments - Borrowings

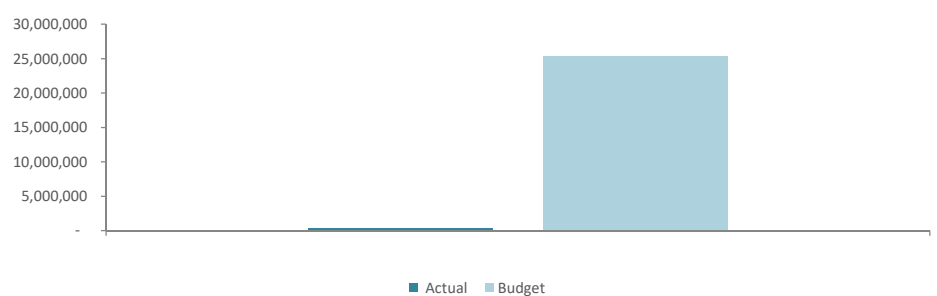
Information on Borrowings Particulars	1 July 2020	New Loans		Principal Repayments		Principal Outstanding		Interest Repayments	
		Actual	Budget	Actual	Budget	Actual	Budget	Actual	Budget
Other property and services									
Office Building [272]	215,016		0	20,970	195,631	194,046	19,385	378	3,140
Information Systems [316(i)]	0		0	-	110	1	(110)	0	0
IT Server Room Upgrade [316(vi)]	0		0	-	296	0	(296)	0	0
IT Communications Equipment [318(i)]	67,470		0	1,544	15,828	65,926	51,642	23	2,079
IT Equipment [329(vii)]	25,700		0	1,039	12,316	24,661	13,384	49	736
Land Purchase [330]	1,223,995		0	51,345	606,689	1,172,650	617,306	2,232	36,235
Civic Building - Tuckey Room Extension	458,859		0	3,757	41,205	455,102	417,654	813	13,634
Short term loan COVID-19	0		20,000,000	-	20,000,000	0	0	0	35,000
	26,230,451	0	27,500,000	432,875	25,410,640	25,797,577	28,319,811	41,347	1,127,642
Total	26,230,451	0	27,500,000	432,875	25,410,640	25,797,577	28,319,811	41,347	1,127,642
Current borrowings	25,410,640		27,500,000	432,875	25,410,640	4,326,956	25,410,640	41,347	1,127,642
Non-current borrowings	819,811					21,470,621	2,909,171		
	26,230,451					25,797,577	28,319,811		

All debenture repayments were financed by general purpose revenue.

KEY INFORMATION

All loans and borrowings are initially recognised at the fair value of the consideration received less directly attributable transaction costs. After initial recognition, interest-bearing loans and borrowings are subsequently measured at amortised cost using the effective interest method. Fees paid on the establishment of loan facilities that are yield related are included as part of the carrying amount of the loans and borrowings.

2020/21 Principal Repayments



Principal Repayments

\$432,875

Interest Expense

\$41,347

Loans Due

\$25.8 M

NOTES TO THE STATEMENT OF FINANCIAL ACTIVITY
FOR THE PERIOD ENDED 31 JULY 2020

NOTE 8

OPERATING GRANTS AND CONTRIBUTIONS

Operating Grants, Subsidies and Contributions Revenue

Provider	Adopted Budget	Budget Variations	Annual Budget	YTD Revenue Actual
	\$	\$	\$	\$
Operating Grants and Subsidies				
General purpose funding				
Financial Assistance Grant - General Purpose	845,000		845,000	0
Financial Assistance Grant - Local Roads	670,000		670,000	0
Law, order, public safety				
Lifeguard Service Funding	100,000		100,000	95,667
DFES Bushfire Mitigation Funding	0	318,600	318,600	0
Operating Grant SES	64,233		64,233	0
Education and welfare				
Waterwise Verge Grant	10,000		10,000	0
NAIDOC	3,038		3,038	0
International Disability Day Grant	1,013		1,013	0
Recreation and culture				
Gnoonie Youth Football Cup 2019	1,013		1,013	0
CHRMAP	37,500		37,500	0
Lotterywest (Childrens Festival Grant)	8,859		8,859	0
Lotterywest (Christmas Pageant)	10,125		10,125	0
Tourism WA (Crabfest Sponsorship)	141,742		141,742	0
Every Club Funding	20,250		20,250	0
Friday Night Skillz - DLGSCI	14,485		14,485	0
Transport				
PTA - Annual Bus Shelter Maintenance Assistance Scheme	15,000		15,000	0
	1,942,258	318,600	2,260,858	95,667
TOTALS	1,942,258	318,600	2,260,858	95,667

NON-OPERATING GRANTS AND CONTRIBUTIONS

Non Operating Grants, Subsidies and Contributions Revenue

Provider	Adopted Budget Revenue	Budget Variations	Annual Budget	YTD Revenue Actual (b)
	\$	\$	\$	\$
Non-Operating Grants and Subsidies				
Community amenities				
: Donnelly Gardens	111,716	0	111,716	0
Recreation and culture				
: Eastern Foreshore South Precinct	2,500,000	0	2,500,000	0
: Eastern Foreshore South Precinct	1,228,250	0	1,228,250	0
: Western Foreshore Recreation Precinct	3,771,750	0	3,771,750	0
: Parkridge Boat Ramp	16,410	0	16,410	0
: Falcon Skate Park Upgrade	80,000	0	80,000	0
: Lakelands DOS Clubroom Facility	50,000	0	50,000	0
: Lakelands DOS	325,000	0	325,000	0
Transport				
: RR Pinjarra Road Stage 1	500,000	0	500,000	400,000
: Peel Street	100,000	0	100,000	100,000
: RR Peel Street	500,000	0	500,000	100,000
: RR Pinjarra Road Stage 2	500,000	0	500,000	0
: RR Leslie Street	500,000	0	500,000	0
: RR Catalina Dr/Badgerup Ave Roundabout	550,000	0	550,000	0
: RR Thera St Stage 2	170,000	0	170,000	0
: RR Old Coast Road/Albany Drive	120,708	0	120,708	110,905
: RR Old Coast Road/Albany Drive	215,000	0	215,000	215,000
Economic services				
: SP Halls Head Parade PSP	20,000	0	20,000	0
	11,258,834	0	11,258,834	925,905
Non-Operating Contributions				
Recreation and culture				
: Hexham Wetland Fencing	20,340	0	20,340	20,340
	20,340	0	20,340	20,340
Total Non-operating grants, subsidies and contributions	11,279,174	0	11,279,174	946,245

**NOTES TO THE STATEMENT OF FINANCIAL ACTIVITY
FOR THE PERIOD ENDED 31 JULY 2020**

**NOTE 10
BUDGET AMENDMENTS APPROVED**

Amendments to original budget since budget adoption. Surplus/(Deficit)
A positive number in the amended budget running balance represents an estimated closing surplus.
A negative number in the amended budget running balance represents an estimated closing deficit

GL Code	Description	Council Resolution	Classification	Non Cash Adjustment	Increase in Available Cash	Decrease in Available Cash	Amended Budget Running Balance
				\$	\$	\$	\$
	Budget Adoption		Opening Surplus/(Deficit)				(358,718)
1643.930035.20501.13	Restart Mandurah Other	G. 10/7/20 June FR	Capital Expenses		150,000		(208,718)
9624.102249.14000.13	Mandurah CBD Revitalisation Project	G. 10/7/20 June FR	Operating Expenses			(150,000)	(358,718)
1643.930035.20501.13	Restart Mandurah Other	G. 10/7/20 June FR	Capital Expenses		100,000		(258,718)
9555.101010.14000.10	Community Services: Comm Assitant Grants	G. 10/7/20 June FR	Operating Expenses			(100,000)	(358,718)
1643.930035.20501.13	Restart Mandurah Other	G. 10/7/20 June FR	Capital Expenses		100,000		(258,718)
	Transfer to Unspent Grant Reserve	G. 10/7/20 June FR	Other: Transfer Into Reserve			(100,000)	(358,718)
1635.700421.20501.13	Eastern Foreshore Softfall Renewal	G. 10/7/20 June FR	Capital Expenses			(9,091)	(367,809)
1635.700423.20501.13	Mogum Softfall Renewal	G. 10/7/20 June FR	Capital Expenses			(23,400)	(391,209)
1635.700430.20501.10	Kerosene Tank Bunding	G. 10/7/20 June FR	Capital Expenses			(6,071)	(397,280)
1636.500990.20501.13	SP Cox Bay	G. 10/7/20 June FR	Capital Expenses			(22,672)	(419,952)
9676.138750.14000.10	WSUD	G. 10/7/20 June FR	Operating Expenses			(52,859)	(472,811)
308810.9200.10	Corp Comms: Corp Projects	G. 10/7/20 June FR	Operating Expenses			(22,250)	(495,061)
308810.9058.10	Corp Comms: General Advertising	G. 10/7/20 June FR	Operating Expenses			(19,500)	(514,561)
9655.163032.10058.13	Emergency Management: Bushfire Mitigation	G. 10/7/20 June FR	Operating Expenses			(318,600)	(833,161)
318910.0050.55	Emergency Management Grants	G. 10/7/20 June FR	Operating Revenue		318,600		(514,561)
				0	668,600	(824,443)	

**NOTES TO THE STATEMENT OF FINANCIAL ACTIVITY
FOR THE PERIOD ENDED 31 JULY 2020**

**NOTE 11
PROPOSED BUDGET VARIATIONS FOR COUNCIL APPROVAL**

The following are for consideration for Council to approve as budget variations

GL Code	Description	Council Resolution	Classification	Non Cash Adjustment	Increase in Available Cash	Decrease in Available Cash	Amended Budget Running Balance
				\$	\$	\$	\$
	Budget Adoption		Opening Surplus/(Deficit)				(514,561)
	Capital Works 2019/20 Carryovers Reconciliation		Capital Expenses			(1,723,043)	(2,237,604)
	Capital Works 2019/20 Carryovers Reconciliation		Capital Revenue		6,338		(2,231,266)
	Capital Works 2019/20 Carryovers Reconciliation		Other: Unutilised Loans		825,088		(1,406,178)
	Capital Works 2019/20 Carryovers Reconciliation		Other: Transfer Out of Reserve		677,377		(728,801)
TBA	Lakelands-Madora Bay Pedestrian Bridge		Capital Expenses			(350,000)	(1,078,801)
TBA	Guava Way		Capital Expenses			(351,000)	(1,429,801)
TBA	Shared Paths		Capital Expenses			(176,524)	(1,606,325)
386915.0070.60	Bridge Mtce Grants & Subs Non-op		Capital Revenue		350,000		(1,256,325)
381915.0070.60	Road Planned Mtce Grants & Subs Non-op		Capital Revenue		351,000		(905,325)
394915.0070.60	Footpath Mtce Grants & Subs Non-op		Capital Revenue		176,524		(728,801)
1636.501027.	RR Pinjarra Road Stage 1		Capital Expenses			(812,789)	(1,541,590)
1636.501029.	RR Pinjarra Road Stage 2		Capital Expenses		812,789		(728,801)
9564.102701.14000.10	Cultural Development: Arts & Culture Group Grants		Operating Expenses		30,375		(698,426)
9555.101010.14000.10	Community Services: Comm Assitant Grants		Operating Expenses			(30,375)	(728,801)
9637.102608.14000.05	Community Safety Projects: ADF Grant Expenditure		Operating Expenses			(6,300)	(735,101)
9555.101012.10057.10	Community Services: In Day for People with a Disability		Operating Expenses			(5,000)	(740,101)
0555.101012.31012.55	Community Services Revenue: Operating Grant		Operating Revenue		5,000		(735,101)
381915.0070.60	Road Planned Mtce Grants & Subs Non-op		Capital Revenue			(814)	(735,915)
1632.750586.	MARC LED & Lighting Control		Capital Expenses			(14,832)	(750,747)
1636.501042.	SL Light Pole Replacement Program		Capital Expenses		14,832		(735,915)
1639.910095.	Avalon Foreshore		Capital Expenses			(10,000)	(745,915)
1637.600164.	DR Orion Rd Park Stage 2		Capital Expenses		10,000		(735,915)
TBA	Peel Hockey Association - Floodlighting		Capital Expenses			(95,443)	(831,358)
TBA	South Mnd Tennis Club - Resurfacing		Capital Expenses			(10,120)	(841,478)
1632.750588.	Community Sport and Recreation Facility Fund Program - Small Grants		Capital Expenses		105,563		(735,915)
				0	3,364,886	(3,586,240)	

**NOTES TO THE STATEMENT OF FINANCIAL ACTIVITY
FOR THE PERIOD ENDED 31 JULY 2020**

**NOTE 12
EXPLANATION OF MATERIAL VARIANCES**

The material variance thresholds are adopted annually by Council as an indicator of whether the actual expenditure or revenue varies from the year to date Actual materially.

The material variance adopted by Council for the 2020-21 year is 10.00%

Reporting Program	Var. \$	Var. %	Timing/ Permanent	Explanation of Variance
	\$	%		
Revenue from operating activities				
Operating grants, subsidies and contributions	394,898	401.88%	▲ Timing	Received Lifeguard Service funding earlier than expected. ERP Project Working Smarter lease reimbursement for June 19/20 Qtr 4 received in July 2020.
Fees and charges	1,721,029	13.87%	▲ Timing	Revenue from Waste Management and Building Services invoiced and expected to fall to budget level as year progresses.
Interest earnings	(82,541)	(67.87%)	▼ Timing	Interest earnings not yet received.
Other revenue	17,507	89.24%	▲ Timing	Early receipt of other revenue and will be monitored as year progresses.
Profit on disposal of assets	(18,399)	(100.00%)	▼ Timing	Non-cash variance from disposal of assets to be monitored throughout the year.
Expenditure from operating activities				
Materials and contracts	804,248	19.13%	▲ Timing	Expenditure to increase as projects pick up during the year.
Utility charges	216,459	75.73%	▲ Timing	Expenditure to increase as projects pick up during the year.
Interest expenses	61,452	59.78%	▲ Permanent	Favourable variance an indication of interest savings from loan off-set facility.
Insurance expenses	(17,538)	(24.19%)	▼ Timing	Insurance expense to be monitored as year progresses.
Other expenditure	40,498	100.00%	▲ Timing	Expenditure to increase as projects pick up during the year.
Loss on disposal of assets	353,191	100.00%	▲ Timing	Non-cash variance from disposal of assets to be monitored throughout the year.
Investing Activities				
Non-operating Grants, Subsidies and Contributions	(707,807)	(42.79%)	▼ Timing	Funds to be received as more projects are completed.
Proceeds from Disposal of Assets	(21,052)	(24.75%)	▼ Timing	Will be monitored throughout the year.
Capital Acquisitions	2,608,533	70.17%	▲ Timing	Refer to note 4.
Financing Activities				
Payment of lease liability	(55,824)	(27.64%)	▼ Permanent	Paid in July for Qtr 1.
Payments for community loans	(8,000)	(96.00%)	▼ Timing	Will be monitored throughout the year.

Capital Carryover Reconciliation

Asset type	Description	Current Budget 2019/20	Actuals 30/6/2020	Adopted Budget 2020/21 Capital Works Program (excl overhead)	Proposed Adjustment	Proposed Adjusted Carryover to 2020/21 Budget	Funding 2019/20 Current Budget		Funding 2019/20 Actuals		Adopted Funding 2020/21 Budget		Adjusted Funding 2020/21 Budget		Muni Variance
							External Grants & Contributions	COM Funding (incl Sales, Loans & Reserves)	External Grants & Contributions	COM Funding (incl Sales, Loans & Reserves)	External Grants & Contributions	COM Funding (incl Sales, Loans & Reserves)	External Grants & Contributions	COM Funding (incl Sales, Loans & Reserves)	
Buildings	Mh Mustangs FC - Facility Development	-	-	165,000	-	165,000	-	-	-	-	-	165,000	-	165,000	-
Buildings	Peelwood Res - Changeroom Upgrade	-	-	20,000	-	20,000	-	-	-	-	-	20,000	-	20,000	-
Buildings	Tuart Av Community Kitchens Retrofit	18,058	17,058	247,200	1,000	248,200	-	18,058	-	17,058	-	247,200	-	248,200	(1,000)
Buildings	CASM Ablution Upgrade	4,691	4,691	47,020	-	47,020	-	4,691	-	4,691	-	47,020	-	47,020	-
Buildings	MARC LED & Lighting Control	8,671	8,671	44,180	-	44,180	-	8,671	-	8,671	-	44,180	-	44,180	-
Buildings	Admin Building First Floor Carpet	14,316	14,316	38,535	-	38,535	-	14,316	-	14,316	-	38,535	-	38,535	-
Buildings	Civic Chamber Meeting Rooms	40,160	88,053	64,403	(47,893)	16,510	-	40,160	-	88,053	-	64,403	-	16,510	(16,510)
Buildings	Southern Ops Transportable Meeting Room	168	168	79,832	-	79,832	-	168	-	168	-	79,832	-	79,832	-
Buildings	Site Main Switchboards	6,000	-	89,133	6,000	95,133	-	6,000	-	6,000	-	89,133	-	95,133	(6,000)
Buildings	MARC/Waste Transfer Station - Solar Plan Phase 5	1,586	151,589	309,414	(150,003)	159,411	-	1,586	-	151,589	-	309,414	-	159,411	-
Buildings	Change Rooms Upgrade Program	6,513	6,513	213,487	-	213,487	6,513	-	-	6,513	-	213,487	-	213,487	-
Buildings	Civic Building - Tuckey Room	173,759	203,231	121,177	(29,472)	91,705	-	173,759	-	203,231	-	121,177	-	91,705	-
Total Buildings		273,922	494,290	1,439,381	(220,368)	1,219,013	6,513	267,409	-	494,290	-	1,439,381	-	1,219,013	(23,510)
Bridges	Old Mandurah Bridge	100,000	100,000	400,000	-	400,000	-	100,000	-	100,000	-	400,000	-	400,000	-
Total Bridges		100,000	100,000	400,000	-	400,000	-	100,000	-	100,000	-	400,000	-	400,000	-
Parks	Falcon Reserve Activation Plan	41,604	47,274	209,035	(5,670)	203,365	-	41,604	-	47,274	-	209,035	-	203,365	-
Parks	Falcon Skate Park Upgrade	240,000	238,209	160,000	1,791	161,791	120,000	120,000	113,662	124,547	80,000	80,000	86,338	75,453	-
Parks	Lakelands Community Garden	-	-	30,000	-	30,000	-	-	-	-	-	30,000	-	30,000	-
Parks	Grahame Heal Reserve	29,663	14,958	67,176	14,705	81,881	-	29,663	-	14,958	-	67,176	-	81,881	(14,705)
Parks	Pebble Beach Boulevard Res 46649	25,337	25,337	156,945	-	156,945	-	25,337	-	25,337	-	156,945	-	156,945	-
Parks	Louis Dawe Park Renewal	22,144	23,639	46,212	(1,495)	44,717	-	22,144	-	23,639	-	46,212	-	44,717	-
Parks	MARC improvement to car park area	4,570	3,750	10,000	820	10,820	-	4,570	-	3,750	-	10,000	-	10,820	(820)
Total Parks		363,318	353,167	679,368	10,151	689,519	120,000	243,318	113,662	239,505	80,000	599,368	86,338	603,181	(15,525)
Roads	Smart Street Mall Upgrade	503,613	131,477	2,000,000	372,136	2,372,136	-	503,613	-	131,477	-	2,000,000	-	2,372,136	-
Roads	RC Peel Street	567,748	286,590	250,000	281,158	531,158	400,000	167,748	218,842	67,748	100,000	150,000	100,000	431,158	-
Roads	RR Thera Street	317,385	209,178	80,000	108,207	188,207	-	317,385	-	209,178	-	80,000	-	188,207	(108,207)
Roads	TM Discretionary Traffic Mgmt	62,405	68,153	46,629	(5,748)	40,881	-	62,405	-	68,153	-	46,629	-	40,881	-
Roads	WMC Recovery Facility Hardstand	-	-	190,000	-	190,000	-	-	-	-	-	190,000	-	190,000	-
Roads	Coodanup Drive	94,360	94,360	111,930	-	111,930	-	94,360	-	94,360	-	111,930	-	111,930	0
Total Roads		1,545,511	789,758	2,678,559	755,753	3,434,312	400,000	1,145,511	218,842	570,916	100,000	2,578,559	100,000	3,334,312	(108,207)
Drainage	DR Orion Rd Park Stage 2	91,743	95,567	20,718	(3,824)	16,894	-	91,743	-	95,567	-	20,718	-	16,894	-
Total Drainage		91,743	95,567	20,718	(3,824)	16,894	-	91,743	-	95,567	-	20,718	-	16,894	-
Coastal & Estuary	Avalon Foreshore (Westview Parade)	50,963	24,752	27,000	26,211	53,211	-	50,963	-	24,752	-	27,000	-	53,211	(26,211)
Coastal & Estuary	South Harbour Upgrade	286,643	245,857	-	40,786	40,786	-	286,643	-	245,857	-	-	-	40,786	(40,786)
Coastal & Estuary	Parkridge Boat Ramp	-	-	57,400	-	57,400	-	-	-	-	16,410	40,990	16,410	40,990	-
Total Coastal & Estuary		337,606	270,609	84,400	66,997	151,397	-	337,606	-	270,609	16,410	67,990	16,410	134,987	(66,997)
Other	MPAC Orchestra Lift	-	-	120,000	-	120,000	-	-	-	-	-	120,000	-	120,000	-
Total Furniture & Equipment		-	-	120,000	-	120,000	-	-	-	-	-	120,000	-	120,000	-
Plant & Machinery	Light Passenger Vehicles - Replacement	-	-	-	-	-	-	-	-	-	-	-	-	-	-
Plant & Machinery	Light Commercial Vehicles - Replacement	-	-	39,467	-	39,467	-	-	-	-	-	39,467	-	39,467	-
Plant & Machinery	Parks & Mowers	-	-	50,574	-	50,574	-	-	-	-	-	50,574	-	50,574	-
Plant & Machinery	Miscellaneous Equipment >\$1500	-	-	109,800	-	109,800	-	-	-	-	-	109,800	-	109,800	-
Total Plant & Machinery		-	-	199,841	-	199,841	-	-	-	-	-	199,841	-	199,841	-
Other	Road Sweeper Spoil	20,000	59,226	45,000	(39,226)	5,774	-	20,000	-	59,226	-	45,000	-	5,774	-
Total Other		20,000	59,226	45,000	(39,226)	5,774	-	20,000	-	59,226	-	45,000	-	5,774	-
Buildings	Lakelands DOS Clubroom Facility	2,757,070	2,194,546	200,000	562,524	762,524	160,000	2,597,070	160,000	2,034,546	50,000	150,000	50,000	712,524	-
Parks	Lakelands DOS - Earthworks	101,057	-	-	-	-	50,000	51,057	50,000	51,057	-	-	-	-	-
Parks	Lakelands DOS - Parking	70,589	66,995	-	3,594	3,594	-	70,589	-	66,995	-	-	-	3,594	(3,594)
Parks	Lakelands DOS - Irrigation	33,015	6,890	-	26,125	26,125	-	33,015	-	6,890	-	-	-	26,125	(26,125)
Parks	Lakelands DOS - Turf	20,490	20,490	-	-	-	-	20,490	-	20,490	-	-	-	-	-
Parks	Lakelands DOS - Flood Lights	160,000	16,743	1,000,000	143,257	1,143,257	160,000	16,743	325,000	675,000	325,000	675,000	325,000	818,257	365,422
Parks	Lakelands DOS - Sports Specific Infr	252,747	228,984	-	23,763	23,763	-	252,747	-	228,984	-	-	-	23,763	(23,763)
Parks	Lakelands DOS - Water Provision Infr	311,941	-	-	311,941	311,941	-	311,941	-	-	-	-	-	311,941	(311,941)
Total Lakelands DOS		3,706,909	2,635,705	1,200,000	1,071,204	2,271,204	210,000	3,496,909	210,000	2,425,705	375,000	825,000	375,000	1,896,204	(1)
Other	Eastern Foreshore South Precinct	100,000	33,500	6,870,103	66,500	6,936,603	94,580	5,420	28,080	5,420	3,728,250	3,141,853	3,728,250	3,208,353	-
Other	Western Foreshore Recreation Precinct	400,000	384,144	8,300,000	15,856	8,315,856	390,317	9,683	374,461	9,683	3,771,750	4,528,250	3,771,750	4,544,106	-
Total Waterfront Redevelopment		500,000	417,644	15,170,103	82,356	15,252,459	484,897	15,103	402,541	15,103	7,500,000	7,670,103	7,500,000	7,752,459	-
GRAND TOTAL		6,939,009	5,215,966	22,037,370	1,723,043	23,760,413	1,221,410	5,717,599	945,045	4,270,921	8,071,410	13,965,960	8,077,748	15,682,665	(214,240)

2	SUBJECT:	Community Sport & Recreation Facility Fund Forward Planning Applications
	DIRECTOR:	Director Strategy & Economic Development
	MEETING:	Council Meeting
	MEETING DATE:	25 August 2020

Summary

The Community Sport and Recreation Facilities Fund (CSRFF) is a Department of Local Government, Sport and Cultural Industries (Sport and Recreation) (DLGSCI) program that provides financial assistance to community groups and Local Governments to develop infrastructure for sport and recreation. The program aims to increase participation in sport and recreation, with an emphasis on physical activity through rational development of sustainable, good quality, well designed and well utilised facilities.

Through a process of research, analysis and consultation, the City endeavours to match the sport and recreation needs of the community with demand for the development of new facilities and the expansion of existing facilities. With consistent population growth and ongoing asset management challenges, opportunities for increased participation in sport and recreation is fundamental to the health (physical and social) and wellbeing of the community.

Input is sought by the DLGSCI from local governments to ensure proposed projects under the CSRFF program are well planned, prioritised and of positive benefit to the community.

The City of Mandurah has not received any Annual and Forward Planning grant applications from local community sports clubs for the Forward Planning Grants category of funding grants. However, based on an identified need and forward planning, it is recommended that the City submit an application for the Rushton Park Precinct Sports Flood Lighting Upgrade Project for delivery in 2021/22 – 2022/23.

Rushton Park Sporting Precinct serves a regional and district sporting function and has two key areas for ovals (known as 'Rushton Main' and 'Rushton North' with two ovals at Dower Street and Thomson Street)

All ovals have existing flood lights, however the lights on Rushton North do not currently meet the City's current standards for training and the lights on Rushton Main have reached the end of their useful life and are now requiring significant maintenance to kept operational. As a result of this planning, there is also an opportunity to transition to LED lights in keeping with the City's energy efficiency and environmental considerations.

The Rushton Park Sporting Precinct is Mandurah's premier sports facility, and these ovals are home to three Clubs, (State League Team Peel Thunder, District Level Senior and Junior Club Mandurah Mustangs and the Mandurah Masters (known as 'Makos')). The Precinct also hosts the WAFC Talent Academy resulting a combined participation of 600 football players.

As one of the most utilised facilities in Mandurah, all Clubs have communicated their concern for the current flood light quality and have expressed support for an upgrade. Council is requested to consider and support an application to be made to DLGSCI for the 2021/22 - 2022/23 funding round for Rushton Park Precinct Sports Flood Lighting Upgrade.

Disclosure of Interest

Nil

Location



Previous Relevant Documentation

- G.20/7/15 14 July 2015 Council adopted the Mandurah Active Recreation Strategy (2015-2025), with the objective to consolidate all prior planning for active open space in Mandurah that will enable a structured and consistent planning approach to the development of active reserves and supporting infrastructure.

Background

The DLGSCI offer three grant categories within the CSRFF program:

- (a) Forward Planning Grants: \$166,667 up to \$2,000,000 which can be allocated to large scale projects where the total project cost exceeds \$500,001 and may require an implementation period of between one and three years. Grants given in this category may be allocated in one or a combination of the years in the triennium.
- (b) Annual Grants: \$100,001 to \$166,666 can be allocated to projects with a planning and construction process that will be complete within 12 months. The total project cost for Annual Grants is between \$300,001 and \$500,000. Grants given in this category must be claimed in the financial year following the date of approval.
- (c) Small Grants: \$2,500 to \$100,000 can be allocated to projects involving a basic level of planning. The total project cost for Small Grants must not exceed \$300,000. Grants given in this category must be claimed in the financial year following the date of approval. There are two rounds per year coinciding with the summer and winter seasons.

The maximum CSRFF grant approved can be no greater than one third of the total estimated project cost. The DLGSCI contribution must be at least matched by the applicant's contribution. In making an application, Council is required to rank each project according to its priorities for the development or upgrade of facilities, ensuring consistency with relevant strategic documents, and then rate each project according to individual merit.

The project ratings are identified as follows:

- | | |
|--|-----------------|
| • Well planned and needed by the municipality | High |
| • Well planned and needed by applicant | Medium/High |
| • Needed by municipality, more planning required | Medium |
| • Needed by applicant, more planning required | Medium/Low |
| • Idea has merit, more preliminary work needed | Low |
| • Not recommended | Not recommended |

Comment

Council is requested to support an application being submitted by the City of Mandurah for the 2021/22 - 2022/23 Annual and Forward Planning grants round for the Rushton Park Precinct Flood Light Upgrade.

Project Name:	Rushton Precinct Flood Light Upgrade
Location:	Reserve 19312 and Lot 201 Dower Street Mandurah
Years Applied for:	2021/22 – \$132,883; 2022/23 - \$494,439
Total Project Cost:	\$1,881,966
CSRFF Grant Amount:	\$627,322
City of Mandurah Contribution:	\$1,066,448
Other Funding Contributions:	\$188,196 AFL/State Funding
Recommended Ranking:	It is recommended that this project be given a ranking of “1” and a rating of “High”.

In 2015, Council endorsed the Mandurah Active Recreation Strategy. This Strategy consolidated all prior planning for active open space in Mandurah into one planning document, providing a structured approach to the development of future active reserves and supporting infrastructure. The Strategy outlined and endorsed the standards of provision for flood lights across all local and district facilities with regional facilities subject to site specific needs.

Since 2015, the City has progressed with the upgrade or new installation of sports flood lighting across all district facilities in line with the endorsed standards of provision of 50 lux for training and 100 lux for large ball competition. The Rushton Park Sporting Precinct (three ovals) is the final site to be upgraded as part of this program and standard.

Further to this, at approximately 25 years old, the existing flood lights on Rushton Main have reached the end of their useful life and current infrastructure is not performing to an acceptable level. Lights are requiring significant maintenance works to kept operational.

The City propose to carry out a full replacement and upgrade of lighting infrastructure on Rushton Main and an upgrade to the northern ovals (Thompson and Dower) as follows:

<u>Reserve</u>	<u>Training Lux</u>	<u>Match Lux</u>
Rushton Main Oval	150	500
Dower Street Oval	50	100
Thomson Street Oval	50	100

Rushton Main infrastructure requires a full replacement that includes all underground conduits, cabling, poles, switch boards and lights, essentially a ‘from scratch’ approach, whilst taking the opportunity to upgrade in line with State Sporting Association guidelines.

The new lighting levels will be suitable for WAFL night games, AFL twilight televised matches and small ball sports competition, thus making the Rushton Park Sporting Precinct an attractive facility to host significant sporting events or carnivals across all three ovals.

In addition to increasing the lighting levels across all three ovals, it is also proposed that the City transition to LED lights at this site and moving forward, in keeping with the City's energy efficiency efforts and environmental considerations.

Lakelands District Open Space will be the City's first active reserve to be delivered with LED flood lights later this year with the Rushton Park Precinct considered the next priority for asset replacement and upgrades with LED lighting.

Consultation

The City has received feedback from all user groups who utilise the ovals at Rushton, primarily the northern ovals, of the poor quality of the current lights with significant dark patches in some areas. This has been raised as a concern by Club representatives and the City has advised that planning is underway to upgrade the lights at this site, however delivery will be subject to securing funding.

As an interim measure, lighting levels are tested every year with globe aiming adjusted as required.

All Clubs are in a position to support the City in making a funding application in relation to this project, however are not able at this time to commit to a financial contribution.

Statutory Environment

Nil

Policy Implications

Nil

Economic Implications

The original estimated budget for this project was \$700,000, identified in the Long-Term Financial Plan (LTFP) with the following breakdown based on conceptual planning:

City of Mandurah	\$430,000
CSRFF	\$230,000
AFL	<u>\$ 70,000</u>
Total	\$700,000

The detailed design for this project was undertaken throughout 2019/20 and the total project value is significantly higher than originally estimated. Current estimate is outlined below:

<u>Project Component</u>	<u>Value</u>
Rushton Main Upgrade (150 - 500lux)	\$1,300,000
Dower Street Oval (50 – 100lux)	\$ 278,000
Thomson Street Oval (50 – 100lux)	\$ 224,000
Contingency	<u>\$ 80,000</u>
Total Project Value:	\$1,882,000

A significant proportion of the proposed capital spend on this project is for the asset replacement value of Rushton Main's aged infrastructure, However, the upgrade component of the overall project accounts for approximately 40 per cent of the proposed capital spend. This includes the provision of higher lux options and the use of LED globes.

LED globes are considered to last up to 20 times longer than standard halogen globes and with a running time of between 30 - 50,000 hours, will only be required to be replaced every 5-10 years. This will reduce the City's ongoing maintenance costs significantly.

The City has spent approximately \$31,500 on flood light maintenance at Rushton Park in the last two years. With the installation of LED globes, this figure is expected to reduce to less than \$3,000 over a similar period, largely attributed to ongoing structural inspections and annual lighting level testing to ensure lights are operating as they should.

In addition to the reduced maintenance costs, the LED globes proposed for Rushton Park identify a further saving of almost \$8,500 per annum on power usage charges.

To progress with this upgrade, the City will be required to consider a staged implementation and review its financial contribution within the LTFP. The revised funding strategy would be as follows:

Funding Strategy

	Contribution	Year 1 (2021/22)	Year 2 (2022/23)	Value
CSRFF	\$627,333	\$182,000	\$445,333	1/3 project value
AFL	\$188,200		\$188,200	10% project value
City of Mandurah	\$1,066,467	\$400,000	\$666,467	Remaining project value

Risk Analysis

The risk to this project lies primarily in the timing of its delivery. Should the City be unsuccessful with its funding application, the delivery timelines will inevitably need to be pushed back and the City risk the aged lights on Rushton Main oval beginning to further fail. This may then require significant capital investment to keep the lights operational until project funding is confirmed.

Strategic Implications

The following strategies from the *City of Mandurah Strategic Community Plan 2020 – 2040* are relevant to this report:

Economic:

- Promote and foster business investment aimed at stimulating economic growth.
- Leverage partnerships with key stakeholders to achieve improved economic outcomes with due consideration to environmental impacts.

Social:

- Provide a range of social, recreational and cultural experiences for our residents and visitors to enjoy and take pride in.

Health:

- Provide and facilitate quality infrastructure that is accessible, and conducive to a healthy, active community.
- Promote the importance of a healthy, active lifestyle and the role the natural environment plays in preventative health, within our community.

Conclusion

The City of Mandurah has received no external Forward Planning Grant applications as part of the DLGSCI - Sport and Recreation's CSRFF program. The City of Mandurah's application for the Rushton Park Sporting Precinct Flood Light Upgrade is the only application that requires consideration for the 2021/22 - 2022/23 round.

The Project has been through a thorough planning, consultation and feasibility process. The project is essential to the ongoing access and provision of community sporting infrastructure to service Mandurah's central suburbs, regional sports facility and key events ground.

A requirement of the CSRFF funding program is that if Council funds are being contributed then there is a pre-commitment of funding for the year in which the grant is approved. The consideration, prioritisation and allocation of Council funds is a separate process that occurs through the LTFP.

The City has previously identified an indicative value of \$700,000 for the future delivery of this project in the LTFP (including external funding), however this will now need to be reviewed in the relevant financial years to reflect the revised total cost estimate for this project of \$1.88M, and the staged approach to its delivery.

RECOMMENDATION

That Council:

- 1. Supports the rankings and ratings for the Community Sport & Recreation Facility Fund 2021/22 - 2022/23 Annual and Forward Planning Grant for:
Project Rushton Park Precinct Flood Light Upgrade
Ranking One
Rating High**
- 2. Notes, that based on detailed cost estimates for this Rushton Park Precinct Flood Light Upgrade, that the funding allocation from Council will be revisited in the upcoming review of the Long-Term Financial Plan, with an additional \$637,000 considered in the 2022/23 Capital Upgrades Budget to deliver the Project in two stages.**

3	SUBJECT:	Wellness Weekend 2022 – 2024
	DIRECTOR:	Director Strategy & Economic Development
	MEETING:	Council Meeting
	MEETING DATE:	25 August 2020

Summary

The City of Mandurah Events Strategy 2019-2023 supports a diverse range of events that contribute to the provision of local economic opportunities, build community capacity, enhance the City's vibrancy, provide cultural, safe and accessible activities for the community and deliver unique experiences for locals and visitors alike. Growing the events portfolio through external event attraction is a key objective of the Strategy.

City Officers have established a working relationship with events broker, Sports Marketing Australia (SMA) who have successfully sourced and delivered event opportunities in Mandurah within the sport and recreation portfolio. Following the success of the sport and recreation portfolio within the events realm, the City submitted a brief to SMA with the objective of sourcing a new and unique event specifically designed around Mandurah's lifestyle and environment. The outcome of this brief is a proposal for a new marquee event, 'Wellness Weekend'. The Wellness Weekend will deliver a diverse range of health and wellbeing-based programs and activities targeted at the health-conscious market, as well as extend the City's events portfolio within the realm of special interest and hobby type events.

The event is proposed to commence in February 2022, and aims to establish itself as a successful 'must visit' signature event over a three-year period (2022-2024). Exclusive to Mandurah and designed purposely around the city centre, and to connect with Mandurah's natural environment, this event will align perfectly with Mandurah's destination place positioning 'Relaxed by Nature' and has potential to provide unique opportunities for local tourism product development. In addition to that, the event is anticipated to generate in excess of \$1.2m locally over the three years.

Officers are seeking Council's endorsement to enter into a three-year funding agreement (two plus one) to host the Wellness Weekend event in Mandurah and note the annual contributions of \$25,000 in 2021/22, \$30,000 in 2022/23 and \$25,000 in 2023/24.

Nil

Location

The two-day Wellness Weekend event will include a festival hub with a main stage, peripheral stalls, pop ups and free activities as well as breakout areas and workshops located within local businesses and venues. Outer lying activities such as walking and cycle trails will also be included within the event program.

The suggested locations for this event are the Eastern Foreshore, Mandjar Square and Administration Bay. These areas have been identified so as to position the event around the city centre, ultimately providing the greatest economic benefit for local businesses and to showcase Mandurah's unique waterway environment. As the event grows over the three-year period, other locations such as the Western Foreshore, Mandurah Performing Arts Centre, Mandjar Square and Keith Holmes Reserve can also be considered for inclusion within the event footprint.

Previous Relevant Documentation

Nil

Background

The Wellness Weekend is a new event concept designed exclusively for the City of Mandurah by Ahoy Management. A key objective of the City of Mandurah Events Strategy 2019-2023 is to attract external event providers to deliver major events within Mandurah. In collaboration with Visit Mandurah, City Officers provided a brief to Sports Marketing Australia (SMA) to source a new and unique major event for Mandurah, and in response to this brief the Wellness Weekend proposal was presented to the City for consideration.

The key focus of Wellness Weekend will be to create a unique, broad appeal wellness event around Mandurah's foreshore and city centre that incorporates an approachable look at what it means to live life well. The event will be marketed in such a way that participants are introduced to new concepts, activities and trends in a fun and interactive manner.

Proposed event program concepts include:

- Sound bathing
- Skin care
- Yoga
- Indigenous wellness (incorporating native plants and their medicinal benefits)
- Pilates and Barre
- Ecstatic dance
- Meditation, breathing and apnoea
- Guest speakers
- Plant-based and organic eating
- Digital detoxing
- Retox hour

It is recommended that the event commence in 2022 and grow over an initial three-year period to determine audience appetite and local business engagement. It is anticipated that the event will attract a minimum of 1,000 people in its inaugural year, with an estimated conservative attendance growth rate of 35% per year each year.

The event organiser, Ahoy Management, have more than 20 years' experience in event management, destination marketing, advertising, branding and PR. The team have been responsible for the Cabin Fever Festival (Margaret River) and the Emergence Creative Festival and have also held management and media roles for the Margaret River Pro, Margaret River Gourmet Escape, GoPro Longboard Championships and China and Singapore's Culinary Journeys of Margaret River. They have a proven track record in delivering successful events and have worked alongside other local government associations and stakeholders, including the City of Busselton, the Shire of Augusta and Margaret River, Regional Development Agency South West and Tourism WA.

A case study of the Cabin Fever Festival determined that the event originally anticipated an attendance of 2,500 people over the 10-day period in its inaugural year in 2017. The event exceeded expectations and attracted 6,500 attendees with an approximate overnight visitation rate of 45%. The event continued to grow in popularity and two years later increased overnight visitation to 59%.

In the current context of events within Mandurah, the Mandurah events calendar is mostly made up of sport and recreation events which is now recognised as the City's primary external event portfolio. The opportunity presented with Wellness Weekend is to diversify Mandurah's portfolio within the special interest and hobby category of events, and in turn recognise Mandurah amongst other event organisers as an ideal location for events of this kind.

Comment

In terms of eligibility criteria set out in the City of Mandurah Events Strategy 2019 – 2023, this event will assist in strengthening the City's positioning to be recognised locally, nationally and internationally as

Western Australia's regional events capital through the attraction of a new signature event commencing in 2022. The City attracts and hosts numerous sport and recreation events each year, and the Wellness Weekend has been identified as an opportunity to further extend the City's events calendar by developing and diversifying within the portfolio of special interest and hobbies.

Also included in the event proposal is the potential to increase destination awareness and promote tourism to the area by tapping into "the global wellness economy [which was] a \$4.5 trillion market with wellness tourism being at \$639.4 billion" (Global Wellness Institute, 2018). Whilst the return on investment associated with Wellness Weekend (\$1.2M locally over three years) is not as high as other sport and recreation events that are reported to Council each year, there is significant value in recognising Mandurah as an ideal host amongst other event organisers within this realm, and further extending Mandurah's brand as Western Australia's regional events capital.

Consultation

N/A

Statutory Environment

The event organiser will be responsible for completing all applications and approval requirements associated with the planning and delivery of the event.

Policy Implications

Nil

Economic Implications

Draft operational costs:

Items	2021/22 cost ex GST
Hosting contribution for the event	\$30,000
Visit Mandurah contribution towards hosting fee in first year	- \$5,000
Total estimated cost of event	\$25,000

Items	2022/23 cost ex GST
Hosting contribution for the event	\$30,000
Total estimated cost of event	\$30,000

Items	2023/24 cost ex GST
Hosting contribution for the event	\$25,000
Total estimated cost of event	\$25,000

Based on the proposal from Sports Marketing Australia, it is expected that of the anticipated 1,000 festival attendees, approximately 50% will stay in Mandurah for two nights. Based on Tourism Research Australia's average spend of a 'sports tourist' being \$269 per person per day, this will translate into an economic impact of \$269,000 direct spend in the first year. It is anticipated that this figure will grow with a conservative estimate of 35% increase in year two equating to \$363,000, and 35% growth again in year three equating to \$490,252.

A key component of Ahoy Management's ethos is to support local, therefore wherever possible the event will partner with local businesses to maximise economic benefits to the local area. The City will also work with the event organiser to ensure that opportunities are created for local businesses through event set up, catering, entertainment, breakout sessions etc.

The event proposal is for a three-year agreement (two plus one) including clear measures to be built into the contract, with year three subject to performance.

Risk Analysis

The event organiser will be responsible for this event, and will be required to submit a Risk Management Plan to the City that covers the event in its entirety. The Event organiser will also apply for additional funding for this event through the Tourism WA Regional Events Scheme in addition to commercial sponsorship and will not rely solely on City funding.

Given the current situation regarding the COVID 19 pandemic, City officers will continue to monitor Department of Health advice for all event proposals and assess risks in the lead up to the delivery dates.

Consideration has been given to the third year of this agreement and clear measures will be built into the contract with year three subject to performance.

Strategic Implications

The following strategies from the *City of Mandurah Strategic Community Plan 2020 – 2040* are relevant to this report:

Economic:

- Promote and foster business investment aimed at stimulating economic growth.

Social:

- Promote and encourage community connectedness to create social interaction and a strong sense of security and belonging.
- Provide a range of social, recreational and cultural experiences for our residents and visitors to enjoy and take pride in.

Health:

- Promote the importance of a healthy, active lifestyle and the role the natural environment plays in preventative health, within our community.

Organisational Excellence:

- Ensure that our actions maintain a sustainable balance between economic growth, the environment and social values.

Conclusion

In line with the Events Strategy 2019 – 2023, the attraction of this event will result in significant destination promotion opportunities for Mandurah highlighting it as a proactive City supporting health and wellness, as well as increasing local supply opportunities through the introduction of a new marquee event. Over the past few years, the City has also seen an increase in event proposals submitted to the City within the sport and recreation portfolio which is evidence of the City's success in hosting this type of event. By broadening our events calendar into the portfolio of special interest and hobbies through the attraction of another marquee event within this realm (in addition to the Mandurah Boat, Caravan, 4WD and Camping Show which is also identified as a special interest and hobby event), has the potential to attract future event proposals of this kind, and further position Mandurah as WA's regional events capital providing a diverse events calendar for our community and visitors to enjoy.

The annual investment of \$30,000 from the City is forecasted to have a return on investment of \$9 for every \$1 spent in the inaugural year, which is expected to increase as the event grows in popularity. This has also been calculated based on direct spend, and does not include the additional opportunities that will be created for local businesses to be involved within the events programming.

RECOMMENDATION

That Council:

- 1. Endorse the Chief Executive Officer to enter into a three-year (two plus one) agreement to secure the Wellness Weekend' event in Mandurah from 2022;**
- 2. Notes that year one (21/22 - \$25,000) will be listed in the City's Long-Term Financial Plan to support the delivery of the Wellness Weekend event, with year two (2022/23 - \$30,000) and year three (2023/24 - \$25,000) to be funded from the existing operating budget – external event attraction fund.**

4	SUBJECT:	Event Proposal: Mandurah Masters Golf Tournament 2021 - 2023
	DIRECTOR:	Director Strategy & Economic Development
	MEETING:	Council Meeting
	MEETING DATE:	25 August 2020

Summary

The City has been approached by Go Golfing Travel Australia, proposing a Mandurah Masters Golf Tournament, commencing in April 2021.

The proposed Mandurah Masters Golf Tournament would be a seven-day event (Sunday to Saturday) hosting approximately 550 competitors across four golf clubs (Meadow Springs Golf and Country Club, the Cut Golf Course, Mandurah Country Club and Secret Harbour Golf Club). The event itinerary includes four rounds of golf, two excursion days and non-golfer / partner activities.

Go Golfing Australia are currently in discussions with Tourism WA regarding the event proposal, with Mandurah the only location being considered as the host of the event. Whilst Tourism WA funding has not yet been confirmed, this event proposal aligns directly with Tourism Australia's current tourism campaign 'Signature Experiences of Australia' (June 2020), and Tourism WA have already made contact with the City to discuss the proposal.

The Mandurah Masters Golf Tournament proposal requests \$27,000 per year, resulting in a total investment of \$81,000 over a three-year period. With an estimated economic impact of \$1.35 million per annum, City officers have liaised with Visit Mandurah who strongly support the proposal's linkage to its Golf Tourism campaign and have committed to fund \$7,000 per annum towards securing the event.

Council is requested to endorse the Chief Executive Officer to enter into a three year agreement to host the event, and note that the City's annual contribution (\$20,000) will be funded from its existing operating budget for external event attraction.

Disclosure of Interest

Nil

Location

The tournament will be scheduled at four golf clubs including Meadow Springs Golf and Country Club, the Cut Golf Course, Mandurah Country Club and Secret Harbour Golf Club. Local businesses will also be engaged for a variety of events; opening night, closing ceremony and varied side-line social activities with early consideration being given to the Mandurah Performing Arts Centre and the Mandurah Offshore Fishing and Sailing Club as potential host venues. In addition, local tourism activities have also been identified as potential excursion days and partner events.

The event will also package a range of local accommodation providers within the golf tourist packages, to ensure the offering includes a range of price points.

Previous Relevant Documentation

Nil

Background

Go Golfing Travel is Australia's largest and most awarded golf travel company, hosting large scale tournaments, escorted golf tours and golf holiday packages in 26 countries. In Australia, Go Golfing has

an established client base upwards of 47,000, with a direct marketing reach of 100,000+ golfers each month. In addition to their own marketing reach, 30 premier golf tour companies, with a combined client base of 450,000+ worldwide contract with Go Golfing to provide itineraries and ground services for their clients, and hosted tours to Australia.

Below is a draft schedule of activities for the proposed Mandurah Masters Golf Tournament;

Sunday	Registration (AM) – usually held at a shopping centre or central location for golfers to purchase supplies Evening entertainment (PM) – food, drinks and entertainment
Monday	Golf (AM) 7:30am – 12.00pm Golf (PM) 12:30pm – 5.00pm
Tuesday	Golf (AM) 7:30am – 12.00pm Golf (PM) 12:30pm – 5.00pm
Wednesday	Excursion day
Thursday	Golf (AM) 7:30am – 12.00pm Golf (PM) 12:30pm – 5.00pm
Friday	Golf (AM) 7:30am – 12.00pm Golf (PM) 12:30pm – 5.00pm Evening dinner and closing ceremony for 500 guests
Saturday	Excursion day

Comment

The proposed Mandurah Masters Golf Tournament is directly aligned to the objectives outlined in the City's Events Strategy 2019-2023, in particular economic impact, destination promotion and promotion of City of Mandurah brand and identity.

In order to adequately market this event into an annual "must visit" golfing event, Go Golfing have requested a three-year funding agreement with the City. Following the end of that funding agreement in 2023, it is intended that the Mandurah Masters Golf Tournament will remain on the Go Golfing event calendar with no further funding required from the City.

In addition to the Mandurah Masters Golf Tournament, the proposed partnership with Go Golfing will also bring the following benefits to Mandurah from 2021 onwards:

- The biannual AUS/NZ Railways Golf Championships in April/May 2022 will be guaranteed for Mandurah to be held over a of minimum of 14 days;
- From 2021-2023, Go Golfing will commit to hosting a minimum of 15 escorted golf tours to Mandurah (est. attendance of 450pax total) including an average stay of four nights in Mandurah per tour over the three-year contract period;
- City of Mandurah will be the 'featured destination' for three of the organisation's monthly newsletter features.

Consultation

N/A

Statutory Environment

The event organiser will be responsible for completing all applications and approval requirements associated with the planning and delivery of the event.

A funding agreement for the 3 year period will also be developed and signed by all event partners.

Policy Implications

Nil

Economic Implications

The City has liaised with Visit Mandurah who are extremely supportive of the event proposal, and have committed to assist with funding the proposed event to the value of \$7,000 per annum (\$21,000 over three years). The remaining amount of \$20,000 per annum (\$60,000 over three years) is proposed for Council's consideration to be allocated from the existing operating budget (external event attraction fund).

Below is a breakdown of proposed costs, as well as the estimated economic impact for Council's reference and consideration:

Financial year	Visit Mandurah Contribution	CoM Contribution	Total Committed	Economic Impact*
2020 – 2021	\$7,000 + GST	\$20,000 + GST	\$27,000 + GST	\$1.35M
2021 - 2022	\$7,000 + GST	\$20,000 + GST	\$27,000 + GST	\$1.35M
2022 - 2023	\$7,000 + GST	\$20,000 + GST	\$27,000 + GST	\$1.35M
	\$21,000 + GST	\$60,000 + GST	\$81,000 + GST	\$4.05M

*Economic impact based on the average spend of \$269 per day for a sports tourist, and an average stay of 8.8 nights (estimated based on previous Go Golfing event outcomes).

The above economic impact is estimated as direct spend only through the purchasing of accommodation, food and beverage. Additional opportunities to engage local businesses and further maximise the economic return include transport and shuttle bus options, scheduled social nights, opening/closing ceremonies, and excursion days.

Risk Analysis

The Event Organiser will be responsible for this event and will be required to submit a Risk Management Plan to the City that covers the event in its entirety. In addition to securing funding from the City, the event organiser is also in discussion with Tourism WA to secure additional funding to deliver this event, with Mandurah being the only destination under consideration.

Given the current situation regarding the Covid-19 pandemic, City Officers will continue to monitor Department of Health advice for all event proposals and assess risks in the lead up to key delivery dates. The border closure in particular has been identified as a high risk to this event which will be monitored closely by the City and event organiser. Should borders not reopen in time to allow interstate travel for April 2021, the event organiser will be required to postpone the first year of this event until 2022.

Strategic Implications

The following strategies from the *City of Mandurah Strategic Community Plan 2020 – 2040* are relevant to this report:

Economic:

- Promote and foster business investment aimed at stimulating economic growth.
- Leverage partnerships with key stakeholders to achieve improved economic outcomes with due consideration to environmental impacts.

Social:

- Provide a range of social, recreational and cultural experiences for our residents and visitors to enjoy and take pride in.

Organisational Excellence:

- Ensure that our actions maintain a sustainable balance between economic growth, the environment and social values.

Conclusion

The attraction of new events such as the proposed Mandurah Masters Golf Tournament will result in a significant economic return for the City. The proposed three-year partnership with Go Golfing will also achieve specific event objectives that were set out in the Events Strategy 2019 – 2023; including economic impact, destination promotion and promotion of the City of Mandurah brand and identity. In addition to the City's strategic objectives, the proposed Mandurah Masters Golf Tournament also aligns with Visit Mandurah's Golf Tourism campaign, as well as Tourism Australia's 'Signature Experiences of Australia' campaign.

For the proposed investment of \$81,000 over three years (including Visit Mandurah's proposed contribution of \$21,000 over three years) the return on investment is calculated to be \$50:1. This figure has been calculated based on direct spend, and does not include the additional opportunities that will be created for local businesses to be involved within the event programming.

RECOMMENDATION

That Council:

- 1. Endorse the Chief Executive Officer to enter into a three-year agreement with Go Golfing Australia to host the Mandurah Masters Golf Tournament;**
- 2. Notes that the following annual contributions will be allocated from the City's operating budget (external event attraction fund), to host the event;**
 - 2020/21 - \$20,000**
 - 2021/22 - \$20,000**
 - 2022/23 - \$20,000**